




Your choice, simplified.
Enrollment Kit



We are CalPERS

CalPERS is the largest public pension fund in the U.S., with assets of more than \$400 billion. The retirement system administers retirement benefits for more than 2 million current and retired California state, public school, and local public agency employees and their families on behalf of nearly 3,000 public employers. CalPERS also administers health benefits for 1.5 million enrollees and offers additional programs such as a deferred compensation retirement savings plan, member education services, and an employer trust for post-retirement benefits.

Your CalPERS 457 Plan

All employees whose employers have adopted the CalPERS 457 Plan (the “Plan”) are immediately eligible to join. The Plan is a voluntary savings program that allows you to defer any amount, subject to annual limits, from your paycheck on a pre-tax and/or Roth after-tax basis (if your employer can process Roth contributions from their payroll). In addition, your contributions and their earnings, if any, can benefit from the power of tax-deferred compounding. That means you don’t pay income taxes on your pre-tax investments or earnings until you start to take withdrawals, usually in retirement, and federal tax-free withdrawals of your Roth after-tax contributions and any earnings when you retire (qualifying factors apply).

The CalPERS 457 Plan is designed with your interests in mind, including:

- Easy payroll deduction of contributions.
- Pre-tax contributions and earnings that can benefit from the power of tax-deferral.
- A Roth after-tax contribution option (if your employer can process Roth contributions from their payroll).
- A simplified, low cost “all in” fee structure.
- Access to dedicated Account Managers who can help with your retirement saving strategy and integrate it with your existing defined benefit planning.
- Access to financial learning resources, provided by Voya Institutional Plan Services, LLC.

This Guide is intended to introduce you to general investment concepts and help you understand the investment options available to you as a participant in the Plan. This Guide is not intended to provide investment advice. You should consider consulting with an outside investment advisor prior to investing.

Table of Contents

Preparing
your action
plan

1

How much
will you
need?

2-3

How much
can you
save?

2-3

What’s your
investment
strategy?

4-5

Introducing
your fund
options

6-7

Account
Management

8

Plan
Features

9

Plan forms

All forms noted in this brochure can be found at calpers.voya.com (go to *Plan Information* > *CalPERS 457 Plan Information*, then go to *Plan Information* > *Forms* at the top of the page) or obtained by calling the Plan Information Line at **800-260-0659**.

Enroll online

You can enroll in the CalPERS 457 Plan online if you intend to make pre-tax contributions only. Visit calpers.voya.com and click the online enrollment link to get started. If you intend to make Roth after-tax contributions or a combination of pre-tax and Roth contributions, download and complete the forms in the *Participant Enrollment Kit* to enroll in the Plan.

Register your account online

After contributions to the CalPERS 457 Plan begin, visit calpers.voya.com and click *Register Now* to register your username and password for online account access.

Questions?

Call the Plan Information Line at **800-260-0659** for assistance. Participant Service Representatives are available weekdays between 6:00 a.m. – 5:00 p.m. PT (excluding stock market holidays) to assist you with enrolling, making transactions, account information, and your CalPERS 457 Plan questions.

Create an action plan

It's never too late to start saving and no amount is too small to invest when it comes to planning for your retirement.

You are eligible to enroll in the CalPERS 457 Plan at any time. Your contributions are automatically made through payroll deductions and the Plan is flexible. That means you can increase, decrease or stop your contributions at any time without penalty or cost.

The Target Retirement Date Funds have been designated as the default investment under the Plan. IF YOU DO NOT MAKE AN AFFIRMATIVE INVESTMENT ELECTION PRIOR TO THE DATE THE FIRST CONTRIBUTION IS DEPOSITED INTO YOUR ACCOUNT, YOUR CONTRIBUTIONS WILL BE INVESTED IN THE APPROPRIATE TARGET RETIREMENT DATE FUND, BASED ON YOUR DATE OF BIRTH AND ASSUMING YOU WILL RETIRE AT AGE 59. Prior to investing you should carefully review all fund information and objectives and consider consulting with an outside investment adviser. Investing involves risk, including possible loss of principal.



Tips to planning

Unexpected challenges will likely cross your path at some point during your career. By creating an action plan, you may have an easier time staying on track to meet your retirement goals. Here are a few things to consider as you get started:



Maintain an emergency fund

The CalPERS 457 Plan was not designed to be a short-term savings vehicle or to replace your household emergency fund. Therefore, it is important that you have another source of savings that you can access easily for emergencies.

- Most experts suggest having three to six months of your living expenses set aside in cash.



Be consistent

Consistency is important to help you achieve your retirement goals.

- The contribution amount you select is made every pay period via payroll deduction, making the CalPERS 457 Plan a consistent and convenient way to save.



Make small changes where you can

Keep a spending journal for a few weeks to help you track where your money is going and to identify saving opportunities, such as by:

- Bringing your lunch to work.
- Brewing your own coffee.
- Drinking tap water instead of buying bottled watering.
- Streaming a movie and popping your own popcorn on Saturday night.



Keep it together

If you have a retirement plan from a previous employer, you may want to consider moving those funds into the CalPERS 457 Plan. Just complete a *Rollover Contribution Form* to start the transfer process. Assets rolled over from another plan may be subject to additional restrictions.

ACTION PLAN STEP ONE:

Decide how much you will need

Today, many financial experts agree that you will need 70% or more of your current income to maintain your current lifestyle in retirement. Your retirement planning and saving strategy not only has to work until the day you retire, but it will also need to help you create income throughout your retirement.

So, if you have 30 years before you retire, and you live another 30 years after you retire, you're looking at creating and maintaining a 60-year retirement strategy!

Chances are you're going to need to rely on personal savings, over and above your Social Security and defined benefit pension benefits, when it comes to creating the monthly income you'll need in retirement. Participating in the CalPERS 457 Plan is another way to help achieve retirement goals.



¹ **IMPORTANT:** The illustrations or other information generated by the calculators are hypothetical in nature, do not reflect actual investment results, and are not guarantees of future results. This information does not serve, either directly or indirectly, as legal, financial or tax advice and you should always consult a qualified professional legal, financial and/or tax advisor when making decisions related to your individual tax situation.

This hypothetical example assumes a 6% effective annual interest rate and no withdrawals. For illustrative purposes only, to show how the number of years invested in the Plan could affect participant account values. Not intended as a guarantee of past or future performance of any security. Hypothetical assumptions are not guaranteed. Your actual results may vary. Actual rate of return may be more or less than shown and will depend upon a number of different factors, including a participant's choice of investment options. Any fees, expenses or charges that may be associated with the Plan are not considered in this illustration. Plans having these charges would reflect lower net returns. Systematic investing does not ensure a profit nor guarantee against a loss in declining markets. You should consider your financial ability to consistently invest in up as well as down markets. Consider your personal investment horizon and current as well as anticipated income bracket when making an investment decision. Changes in tax rates and tax treatment of investment earnings may impact results.

ACTION PLAN STEP TWO:

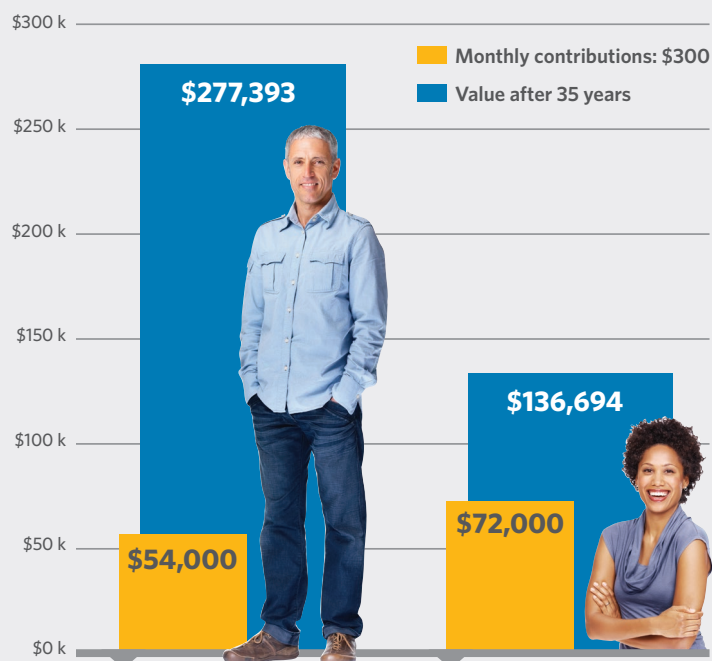
Decide how much you can save

Deciding how much you can afford to save for retirement depends on a number of personal factors. Check out the **My Retirement Overview**® calculator at voya.com/tool/how-much-do-i-need-to-retire.¹ It can help you determine how much you can really afford to save from each paycheck.

Don't put off until tomorrow what you can do today.

You might think you can't afford to put much aside, but starting with even a small amount now could make a big difference over the long term. By investing early, your money has more time to work for you.

This chart demonstrates the potential power of time vs. the potential cost of waiting.

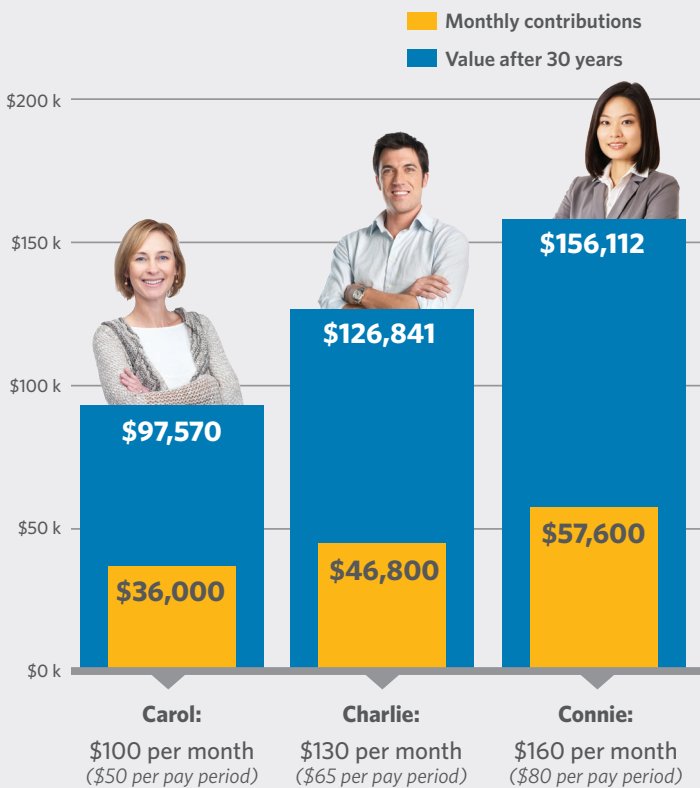


Carlos saved \$300 a month for 15 years, then stopped contributing but let the potential power of compounding go to work for him over the next 20 years.

Carmella worked for 15 years before saving, then saved \$300 per month for 20 years. She contributed more than Carlos, but ended up with less because she gave her money less time to potentially grow.

Pay yourself first with Plan contributions.

This chart demonstrates the potential added value of contributing more money over time.



This hypothetical example assumes bimonthly employee contributions and a 6% average annual return. Any fees, expenses or charges that may be associated with the Plan are not considered in this illustration. Plans having these charges would reflect lower net returns. Hypothetical assumptions are not guaranteed. Systematic investing does not ensure a profit nor guarantee against a loss in declining markets. You should consider your financial ability to consistently invest in up as well as down markets.

Incentives to help you save

IRS Saver's Credit

The federal government offers a tax credit for contributions to eligible retirement plans. You may be eligible for a credit on your federal taxes based on your adjusted gross income. For more information or to see if you qualify, contact your tax professional.

Catch-Up Provisions

Ages 50-59 or 64+ Catch-Up — allows a participant to make additional contributions of \$7,500, for a maximum of \$31,000.

Ages 60-63 Catch-up — allows a participant to make additional contributions of \$11,250 for a maximum of \$34,750.

Special 3-Year Catch-Up — allows a participant who meets special conditions to contribute up to twice the maximum annual contribution amount during the three years prior to their Normal Retirement Age. The current annual limit is the lesser of \$47,000 or the amount of Catch-Up credit available to you.

A dedicated Account Manager for the CalPERS 457 Plan can review and discuss what your annual contribution limit is.

2025 Annual Deferral Contribution Limits

100% of income, up to \$23,500

Age 50-59 or 64+ Catch-Up: Additional \$7,500

Age 60-63 Catch-Up: Additional \$11,250

Special 3-Year Catch-Up: Up to an Additional \$23,500

Annual IRS contribution limits are subject to change.

The Bottom Line

No matter your age, make a plan to achieve your retirement goals.

- **Just starting out in your career?** You might think you can't afford to put anything aside. By investing early, though, your money has the opportunity to grow tax-deferred over a longer period. In the future you may want to consider increasing your contributions as your salary increases.
- **Hoping to retire in the next 10 years?** Now is the time to consider what you already have saved, what income sources you expect to have in the future, and how much you can save during your remaining working years to help create the income you'll need throughout retirement.

ACTION PLAN
STEP THREE:

Develop your investment strategy

When it comes to investing, people have different levels of risk tolerance and experience making investment-related decisions. Some don't have the experience or knowledge to develop and manage an investment portfolio. Others prefer to select and actively manage their own mix of investments. Offering a simple approach to investing, the CalPERS 457 Plan's investment lineup is organized into choices designed to match your level of interest in investing.

Your choice, simplified.

Your Choice	Your Involvement	CalPERS's Investment Approach
Help-Me-Do-It ▼ <i>Target Retirement Date Funds — A diversified portfolio in a single fund</i>	<p>You select the fund, CalPERS manages the asset allocation of the fund.</p> <p>This approach is convenient if you don't have the desire, time or experience to actively select your asset allocation and manage it over time.</p>	<p>Over time, the investment mix of each fund gradually shifts from a greater concentration of higher-risk investments to a greater concentration of lower-risk investments. This disciplined and systematic approach is designed to reduce volatility through diversification, especially as each fund approaches its target date and the years after retirement. However, there is no guarantee that a fund will achieve its strategic objective.</p>
Do-It-Myself ▼ <i>Core Funds — A carefully selected list of passively managed investment options</i>	<p>You select your funds and actively design and manage your asset allocation over time.</p> <p>If you like to design and actively manage your own asset allocation based on your individual circumstances, you can choose from a carefully selected list of core investment fund options.</p>	<p>CalPERS has selected a set of six index funds in different asset classes (stocks, bonds, and cash equivalents) so you can diversify your portfolio based on your personal situation.</p>

Personal Choice Retirement Account®

The Personal Choice Retirement Account® (PCRA) is a fee-based brokerage account that affords you more flexibility in choosing your own retirement savings investments, with access to thousands of different mutual funds from hundreds of fund families. Investments are limited to mutual funds made available by the Schwab PCRA. Please call the Plan Information Line at **800-260-0659** for information on how to enroll into the PCRA option. Please note, however, the mutual funds are not selected, reviewed or monitored by CalPERS.

Schwab Personal Choice Retirement Account® (PCRA) is offered through Charles Schwab & Co., Inc. (Member SIPC), a registered broker-dealer which also provides other brokerage and custody services to its customers. ©2024 Charles Schwab & Co., Inc. All rights reserved. Used with permission. Charles Schwab and Voya Financial are separate and unaffiliated and are not responsible for each other's policies or services.

Participant Fees

We strive to provide investments and services at a reasonable cost using a simple fee schedule with an overall objective of minimizing expenses. There are costs associated with investing in the underlying investment fund options offered under the Plan. Each investment option has an annual fee of less than 0.35%, prorated daily based on your account balance. CalPERS periodically reviews fees and operating costs, and changes to fees and costs may be made at any time.

More information about the fees associated with each investment offering can be found in the Fund Fact Sheets on calpers457.com.

**What are target date funds?**

Target date funds are diversified funds that are designed for investors who don't have the time, desire, or expertise to choose an appropriate asset mix for their situation and actively manage it. Over time, the investment mix of a target date fund gradually shifts from a greater concentration of higher-risk investments to a greater concentration of lower-risk investments.

Target date funds are designed for investors who intend to retire during or near the target date year that is included in the name or description of the fund. However, you should not choose a target date fund solely based on your age or intended retirement date. You should also consider factors such as your risk tolerance, personal circumstances, and complete financial situation. While target date funds are intended to offer a simpler way to diversify your portfolio, you should continue to monitor your investments and make adjustments as needed.

What are index funds?

Index funds are designed to produce results that mirror the performance of the index they track by buying and holding the stocks or bonds included in the index. That's why these funds are often described as passively managed. If you want to invest in a certain asset class, such as the stocks or bonds of large U.S. companies, an index fund gives you a convenient way to invest without having to choose individual stocks or bonds.

What is an index?

A fund's performance is usually compared with its market benchmark or index. An index is a grouping of stocks or bonds selected to represent a particular market. The best-known index is the Dow Jones Industrial Average that follows 30 of the largest U.S. companies. The Standard & Poor's 500 Index widens the range to include 500 of the largest U.S. companies for a broader reading of the market. An index is not managed and cannot be invested in directly.

Investing 102 *Understanding Asset Classes***What's an Asset Class?**

There are three basic asset classes that each have specific risk and return features to consider. There are also asset allocation investments, like the target date funds, that generally contain a mix of any of the three asset classes.

Asset Class	Benefit	Risk
Cash Equivalents	Designed to protect original investment or principal	May not keep pace with inflation over time
Bond	Generally offer greater income potential than short-term investments and not as much risk as stocks	Lower growth potential
Stocks	Historically, stocks have provided greater long-term returns than other asset classes	Due to market volatility the value of stocks can go up and down over short periods of time
Asset Class	Benefit	Risk
Asset Allocation	Professionals make the diversification, asset allocation and rebalancing decisions	Shifting to a conservative mix over time helps manage risk, but does not guarantee earnings growth

Lower Risk



Greater Potential Reward

Investing 103 *Managing Risk***How are investment risk and inflation risk different?**

Investment risk is generally associated with the potential that investments may go down in value as a result of market volatility, though other risks exist. Stocks are generally considered riskier investments because they tend to fluctuate in value more than conservative investments like bonds. Conservative investments may help reduce investment risk, but over the long term they can expose you to another kind of risk — inflation risk. When investments are earning less than the rate of inflation, they are actually losing value.

Why are asset allocation and diversification important?

Combining different types of investments through asset allocation and diversification may help you manage risk and maximize your return potential by smoothing out market fluctuations, while still taking advantage of the market's potential for higher returns.

Asset allocation involves assigning specific percentages of your investments to different asset classes according to your financial goals, risk tolerance and time horizon. Diversification is a risk management technique that mixes a variety of investments within a portfolio. It involves distributing your money among different securities, sectors, industries and strategies within a number of asset classes. Diversification through asset allocation does not ensure a profit or protect against loss.

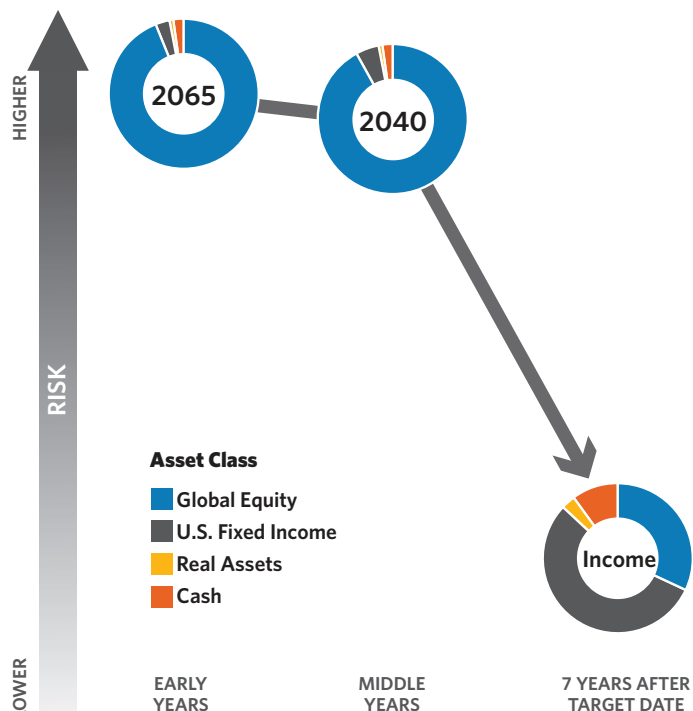
Help-Me-Do-It

Target Retirement Date Funds — A diversified portfolio in a single fund

The Target Retirement Date Funds offer diversified portfolios for participants who don't have the time, desire or expertise to choose an appropriate asset mix for their situation and actively manage it over time.

Funds that evolve over time

Over time, the investment mix of each fund gradually shifts from a greater concentration of higher-risk investments (such as stock funds) to a greater concentration of lower-risk investments (such as bond funds). Each fund will reach its most conservative asset allocation seven years after the target date year. The shift, known as a "glide path," focuses on asset accumulation to help achieve participants' retirement objectives. This disciplined and systematic approach is designed to reduce volatility through diversification, especially as each fund approaches its target date and the years after retirement. However, there is no guarantee that a fund will achieve its strategic objective. The CalPERS Board of Administration reserves the right to change the target asset allocations, asset classes, underlying portfolios, and benchmarks at any time.



For illustration purposes only. Actual fund allocations may vary. Please refer to the individual fund fact sheets.

Picking your target date fund

Each fund is designed for an investor who intends to retire during or near the target date year that is included in the name of the fund. However, you should not choose a fund solely based on your age or intended retirement date. You should also consider factors such as your risk tolerance, personal circumstances, and complete financial situation. For example, even if you intend to retire in 2030, you may decide that the 2025, 2035 or another fund is more appropriate for you.

If your birthdate is....	Your CalPERS Target Retirement Date Fund may be...
On or after 2004	CalPERS Target Retirement 2065 Fund
On or between 1999 and 2003	CalPERS Target Retirement 2060 Fund
On or between 1994 and 1998	CalPERS Target Retirement 2055 Fund
On or between 1989 and 1993	CalPERS Target Retirement 2050 Fund
On or between 1984 and 1988	CalPERS Target Retirement 2045 Fund
On or between 1979 and 1983	CalPERS Target Retirement 2040 Fund
On or between 1974 and 1978	CalPERS Target Retirement 2035 Fund
On or between 1969 and 1973	CalPERS Target Retirement 2030 Fund
On or between 1964 and 1968	CalPERS Target Retirement 2025 Fund
On or between 1959 and 1963	CalPERS Target Retirement 2020 Fund
On or before 1958	CalPERS Target Retirement Income Fund

Based on assumption that retirement age is 59.

The "target date" is the approximate date when a participant plans to retire (assuming a retirement age of 59). There is no guarantee that any investment option will achieve its stated objective. Principal value fluctuates and you may lose money, including losses near and following retirement, and there is no guarantee that the investment will provide adequate retirement income. Asset allocation, diversification and rebalancing do not ensure a profit or protect against loss in declining markets.

While target date funds are intended to offer a simpler way to diversify your portfolio, you should continue to monitor your Plan investments and make adjustments as needed.

Do-It-Myself

Core Funds — A carefully selected list of passively managed investment options

If you like to pick, actively manage and design your asset allocation, you can choose from a carefully selected list of core investment fund options. CalPERS has selected a set of six index funds in different asset classes (stocks, bonds, and cash equivalents) so you can diversify your portfolio based on your personal situation.

Index Fund	Asset Class
State Street Short Term Investment Fund	Cash Equivalent
State Street Real Asset Fund	Inflation Protection
State Street U.S. Short-Term Government/ Credit Bond Index Fund	Bond
State Street U.S. Bond Index Fund	Bond
State Street Russell All Cap Index Fund	U.S. Stocks
State Street Global All Cap Equity ex U.S. Index Fund	Global Stocks

Building your investment portfolio

When building a portfolio, it is important for you to determine how long you plan to keep your money invested and your willingness to stay invested during market ups and downs.

When developing your investment strategy, you need to consider:

- How much to save and invest today.
- Your investment time horizon.
- Your risk tolerance.

Once you determine the answers to these questions you can create an investment mix that will help you work toward your objective.

A reminder about asset allocation

Asset allocation helps to reduce investment risk by spreading your money among different investments, or across the main asset classes. Combining different types of investments may help you manage risk and maximize your return potential by smoothing out market fluctuations while still taking advantage of the market's potential for higher returns. However, diversification through asset allocation does not specifically ensure a profit or protect against loss.

Be aware of inflation risk

When you're ready to retire, you'll most likely be living in a much more expensive world than today. Conservative investments may help reduce volatility risk, but over the long term they can expose you to inflation risk. When investments are earning less than the rate of inflation, they are actually losing value.

Want to learn more about saving and planning for retirement?

Visit calpers457.com to register for a live CalPERS 457 Plan webinar or watch one of our on-demand videos.



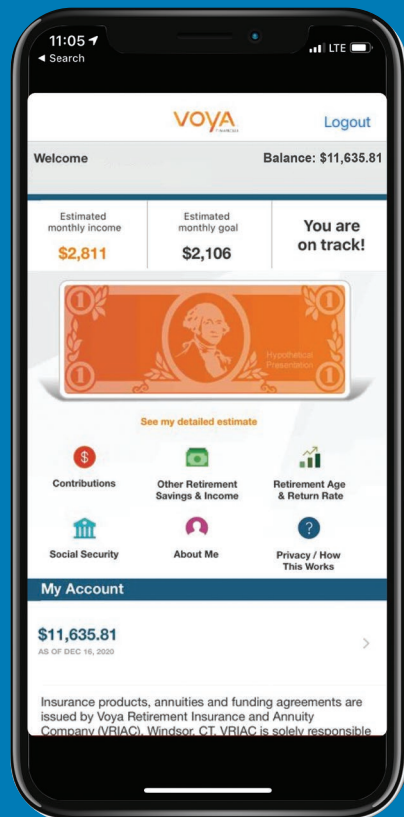
After you enroll, account management is always at your fingertips.

We're just a click away

The Plan gives you 24/7 access (excluding any period of time dedicated to scheduled standard system maintenance) to manage your account, investments and personal information online and through the Plan Information Line.

Download the **Voya Retire** mobile app to view your account and retirement progress on the go.

- To try the mobile app for the first time, register your username at **calpers.voya.com**. Then visit your favorite app store (keyword: **Voya Retire**) for the Voya Retire mobile app. For more information, visit **mobile.voya.com**.



Account access

You will need to set up your account online and by phone to access information, complete transactions, and change personal information if not done by form.

What can you do where?	ONLINE	MOBILE APP	PHONE
Investments			
Change and/or monitor your investment elections	●	●	●
Review current and historic balances	●	●	●
Transfer money among funds	●	●	●
Reallocate account balance	●	●	●
Automatic rebalancing	●	●	●
Personal Information			
To review or change designation of beneficiary information	●	●	●

These requests must be submitted by form to your employer's benefit coordinator for processing.

Type of Request	Form
Enroll in the Plan (when saving on a Roth after-tax basis)	<i>Employee New Enrollment Form</i>
Designate a Beneficiary (if your spouse is not the sole primary beneficiary)	<i>Beneficiary Designation Form</i>
Former Employer Account Transfers into the CalPERS 457 Plan	<i>Rollover Contribution Form</i>
Change Contribution or Marital Status	<i>Participant Change Authorization Form</i>

Confirmation of changes

You will be mailed a confirmation within three business days following any changes made to your account. If you do not receive a confirmation in a timely manner, please contact the Plan Information Line to ensure that your changes were properly made to your account. It is your responsibility to monitor these changes and to promptly notify a Participant Service Representative by calling **800-260-0659** weekdays between 6:00 a.m. - 5:00 p.m. PT (excluding stock market holidays) if a change to your account was not implemented correctly.

The CalPERS 457 Plan offers distribution flexibility once you're ready for retirement income.



Distribution flexibility

You may begin taking distributions from your CalPERS account at any time once you retire or separate from employment. The Plan offers you the flexibility to receive:

- a lump sum.
- a partial lump sum.
- payments for a specific time period.
- payments based on your life expectancy or the combined life expectancy of you and your spouse.
- payments through the purchase of an annuity.

There is no early withdrawal penalty in the CalPERS 457 Plan. You may take a distribution at any time once you have separated from employment. Federal tax-free distributions of Roth after-tax contributions and earnings, though, require additional qualifying factors.

Required Minimum Distributions

Federal tax law requires you to begin taking distributions from your pre-tax savings source no later than April 1 of the year following the year you reach age 73, unless you are still employed. If you remain employed beyond April 1 following the year in which you reach age 73, payment must begin by April 1 in the year following the year you end your employment. Required Minimum Distributions from the Roth after-tax savings source are not required.

Tax liability on pre-tax distributions

Pre-tax distributions are treated as ordinary income in the year the money is paid and subject to federal and state income taxes. 20% is withheld for federal tax purposes, and a 2% state tax withheld for California residents, at the time of payment on all distributions. A rollover to another eligible retirement plan or a traditional IRA is not subject to tax withholding.

In-service withdrawals

Generally, you cannot withdraw money from your account while you are still employed with the exception of:

- **Unforeseeable Emergency Withdrawals**
You may make an emergency withdrawal under qualifying circumstances prior to separating from service.
- **Loan Privilege** *(if available)*
You may borrow from your account balance to assist you in meeting your financial needs only if your employer has adopted the loan provision of the Plan. Additional fees apply.

Roth after-tax contribution option²

If your employer can process Roth contributions from their payroll, you can make contributions of money that has already been taxed. This helps you build a nest egg of federal tax-free income, which means you could potentially end up with more in net distributions for retirement.

Guidelines & Forms

Guidelines on distributions, tax liability and in-service withdrawals are available on calpers457.com.

All forms noted in this brochure can be found at calpers.voya.com (go to *Plan Information > CalPERS 457 Plan Information*, then go to *Plan Information > Forms* at the top of the page) or obtained by calling the Plan Information Line at **800-260-0659**.

² CalPERS does not offer legal or tax advice. You should consult with your independent tax and legal advisors regarding your individual situation and if the Roth plan option is appropriate for you.

> To enroll in the CalPERS 457 Plan

- **Pre-tax saving only:** Visit calpers.voya.com to enroll in the CalPERS 457 Plan online.
- **Roth after-tax saving or a combination of pre-tax and Roth:** Visit calpers457.com to download and complete the **Participant Enrollment Kit**. Then get your employer's signature and submit the completed form for processing as directed.

> To access your CalPERS 457 Plan account by phone

- Call **800-260-0659** for easy automated phone service.
- Press **2** for a Participant Service Representative weekdays between 6:00 a.m. - 5:00 p.m. PT, excluding stock market holidays.

> To access your CalPERS 457 Plan account online

- Visit calpers.voya.com.
- Click **Register Now** to create your account username and password for online access.
- Once registered, you can also access your account through the **Voya Retire** mobile app.

> To get help with your retirement planning and saving strategy

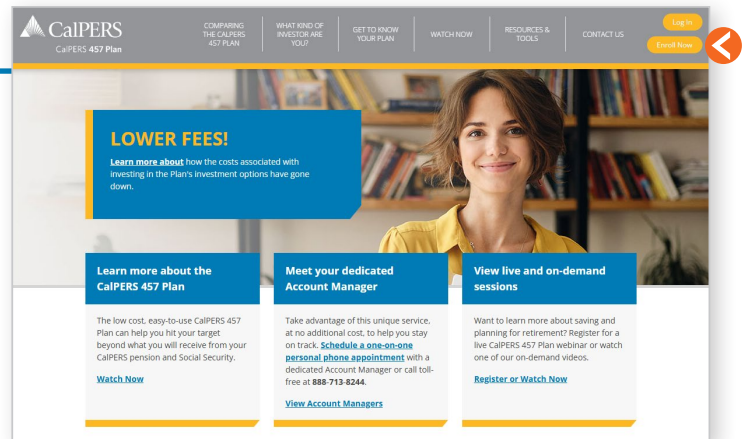
- Visit calpers457.timetap.com or call **888-713-8244**.
- One-on-one personal appointments with your dedicated Account Manager³ can be held in person, by phone, and online.

³ Information from registered Plan Service Representatives is for educational purposes only and is not legal, tax or investment advice. Local Plan Service Representatives are registered representatives of Voya Financial Advisors, Inc., member SIPC (VFA). Plan administration services provided by Voya Institutional Plan Services, LLC.

How to enroll in the CalPERS 457 Plan online

Visit calpers457.com

You'll need about 5 minutes to complete the enrollment process. Click **Enroll Now** in the top right corner to get started. After your first CalPERS 457 Plan contribution is applied to your account, come back to calpers457.com and click **Log In > Register Now** to sign up for online account access.



About CalPERS

CalPERS is the largest public pension fund in the U.S., with assets of approximately \$400 billion. The retirement system administers retirement benefits for more than 2 million current and retired California State, public school, and local public agency employees and their families on behalf of nearly 3,000 public employers in the state. CalPERS also administers health benefits for 1.5 million enrollees and offers additional programs, including a deferred compensation retirement savings plan (the CalPERS 457 Plan), member education services, and an employer trust for post-retirement benefits.

To learn more about the CalPERS 457 Plan before enrolling, please visit calpers457.com.

Please note that your plan name is your employer's name. [Click here](#) to confirm that your employer participates in the CalPERS 457 Plan.

Employer Name

Enter a minimum of 2 characters to initiate search.

Select your employer

First, confirm that your employer participates in the CalPERS 457 Plan. Then enter a minimum of two characters in the text box to search for your employer. Once you find their name, click **Continue**.

Start with some personal information

Complete the information requested. This includes providing your Social Security number, date of birth, and zip code.

To begin your plan enrollment, please enter the following: *

Social Security Number* Confirm Social Security Number*

Date of Birth*

ZIP Code*

ABOUT ME SET A GOAL ENROLLMENT CHOICES REVIEW & CONFIRM

Tell us more about you.
Let's get a few details out of the way.

View [important information](#) about your retirement program, including details on fees and investment options.

Personal Info *

First Name* M.I. Last Name* Suffix Gender

Tell us more about you

On this screen, you'll need to provide information such as your name, home address, email address, annual salary, and the number of pay periods per year.

Set your retirement goals

The information you'll provide here will help to estimate your retirement readiness. You'll need to provide the age you want to retire, how much of your income you'll want to replace in retirement, and what you've already saved toward that goal.

This information will be used to estimate your retirement readiness.

I want to retire at age and save enough
to have * of my pre-retirement income.

I have already saved .

* In retirement, the average person may need to replace at least 70% of their annual income.

IMPORTANT: The illustrations or other information generated by the calculators are hypothetical in nature, do not reflect actual investment results, and are not guarantees of future results. This information does not serve, either directly or indirectly, as legal, financial or tax advice and you should always consult a qualified professional legal, financial and/or tax advisor when making decisions related to your individual tax situation.

> **Continued**



Select an amount and investment option

Based on the information you've provided to this point, you'll see an estimate of how much income you may already be able to replace in retirement. You'll also see a suggested amount of pre-tax saving in the **Select an amount from your paycheck** section that you can increase or decrease based on your unique situation.

On this screen, you will also need to choose where to invest the contributions from your paycheck in the **Select an investment option** section. Click **Guide Me** to select a CalPERS Target Retirement Date Fund. If you're not sure which Target Retirement Date Fund to select, you'll be shown the option that best aligns with your birth year and retirement age of 59. To choose your own investments, click **Get There Myself** > **Typical approach** to see the full list of investment options in the Plan. In addition to the CalPERS Target Retirement Date Funds, the CalPERS 457 Plan offers six index funds in different asset classes so you can diversify your investment portfolio based on your personal situation. You can continue once your investment selection(s) total 100%. No matter which path you choose, your investment allocations may be changed at any time after you enroll.

The "target date" is the approximate date when a participant plans to retire (assuming a retirement age of 59). There is no guarantee that any investment option will achieve its stated objective. Principal value fluctuates and you may lose money, including losses near and following retirement, and there is no guarantee that the investment will provide adequate retirement income. Asset allocation, diversification and rebalancing do not ensure a profit or protect against loss in declining markets.

The screenshot shows a summary of the enrollment process. At the top, it displays three scenarios: 'You may have \$3,480', 'You may need \$5,240', and 'You might be short \$1,760'. Below this, it provides instructions on how to keep these numbers and adjust them. The main section is divided into two parts: 'Select an amount from your paycheck' and 'Select an investment option'. The first part shows a suggested amount of \$233, with a note that while \$233 in pretax dollars goes into the account, only \$182 comes out after taxes. The second part offers two options: 'Guide Me' (with a pre-defined investment strategy) and 'Get There Myself' (by choosing my own investments). A 'See All Investment Options' link is at the bottom.

The screenshot shows the 'Now let's talk about beneficiaries.' section. It explains the importance of designating a beneficiary and provides instructions on how to do so. It mentions that per stripes designations are not allowed and that if a beneficiary is a minor, a trust must be established. At the bottom, there are two buttons: 'ELECT LATER' and 'ELECT NOW'.

Name your beneficiary(ies)

Click **Elect Now** to begin the beneficiary election process with your marital status. If you're married, your spouse must be the primary beneficiary to complete this step online. Click **Submit** after completing the required information. If you're married and want someone other than your spouse as primary beneficiary, click **Elect Later**. You and your spouse will need to complete, sign and submit a paper **Designation of Beneficiary Form**. You can access the form by visiting calpers457.com, calpers.voya.com, or by calling the Plan Information Line at 800-260-0659.




Confirm your enrollment choices

Review and confirm the information you provided. This includes your personal information, savings from your pay, and investment choice(s). When you're ready to enroll, read the acknowledgment statements and check the box to affirm you have reviewed the important information, then click **Enroll Now**.

Welcome to the CalPERS 457 Plan!

The screenshot shows the 'I acknowledge that:' section. It contains several paragraphs of text, including a statement of acknowledgment, a statement of understanding of the plan's terms, and a statement of understanding of the investment options. At the bottom, there is a checkbox for 'I understand that by selecting the Enroll Now button, I acknowledge the above statements and affirm that I have reviewed important information—including fees, investment options and investment performance—prior to submitting my enrollment choices.' and an 'ENROLL NOW' button.



Do you have questions before, during, or after enrolling?

Schedule a one-on-one personal phone appointment to discuss your retirement saving strategy with a dedicated Account Manager¹ by calling **888-713-8244** or visiting calpers457.timetap.com.

¹ Information from registered Plan Service Representatives is for educational purposes only and is not legal, tax or investment advice. Local Plan Service Representatives are registered representatives of Voya Financial Advisors, Inc., member SIPC (VFA). Plan administration services provided by Voya Institutional Plan Services, LLC.



CalPERS Supplemental Income 457 Plan EMPLOYEE NEW ENROLLMENT FORM

1. PARTICIPANT INFORMATION (please print clearly)

NAME: _____ SOCIAL SECURITY NUMBER: _____
DATE OF BIRTH: _____ CalPERS ID (Optional): _____
EMPLOYER NAME: _____ AGENCY PLAN NUMBER: 4 5 ____
PARTICIPANT MAILING ADDRESS: _____ APT: _____
CITY: _____ STATE: _____ ZIP CODE: _____
WORK PHONE: _____ HOME PHONE: _____ E-MAIL: _____
MARITAL STATUS: Are you legally married or in a domestic partnership?
☐ YES, I am legally married or in a domestic partnership
☐ NO, I am not legally married or in a domestic partnership

2. EMPLOYEE CONTRIBUTION ELECTION

Enter the dollar amount or percentage of pay you wish to contribute to the CalPERS Supplemental Income 457 Plan per pay period. Your contribution will commence with the next available pay period unless you specify a later effective date.

☐ **Pre-tax** - I elect to enroll in the CalPERS Supplemental Income 457 Plan and authorize my Employer to deduct \$ _____ or _____% from my gross wages and deposit this amount into my account in the Plan.

☐ **Roth** - I elect to enroll in the CalPERS Supplemental Income 457 Plan and authorize my Employer to deduct \$ _____ or _____% from my gross wages and deposit this amount into my account in the Plan.

Contributions will be deducted per pay period effective: ☐ Next qualifying pay period **OR** ☐ Specific date ____/____/____.

To make future changes to the amount of your contribution, to suspend contributions, or to make changes to your personal information, complete the **Participant Change Authorization** form found on the Plan Web site.

3. EMPLOYER CONTRIBUTION ELECTION

(Complete ONLY if your employer makes a contribution to the Plan on your behalf)

☐ I elect to enroll in the CalPERS Supplemental Income 457 Plan and authorize my Employer to contribute \$ _____ of my employer's contribution to the Plan per Pay Period and deposit this amount into my account in the Plan (called "contributions" or "contribution amount").

Contributions will be deducted per pay period effective: ☐ Next qualifying pay period **OR** ☐ Specific date ____/____/____.

4. OPTIONAL – CATCH-UP PROVISION

You may only use ONE catch-up option during the tax year. Only complete if you wish to use a catch-up provision and are eligible.

☐ **I will be age 50 or older in the current tax year and am using the Age 50 Catch-up method.** I will be contributing more than the annual limit of \$23,500 (subject to IRS limits of \$7,500, or if between the ages of 60-63 on 12/31, \$11,250 for 2025).

☐ **I am using the Special 457 Catch-up method.** This feature allows me to contribute more than the normal maximum annual deferral amount – an additional \$23,500 in 2025 (for a total contribution of \$47,000) – to "Catch-Up" for earlier years when I did not contribute the maximum amounts allowed. I must complete the **Three Year Special 457(b) Catch-Up Worksheet** found on the Plan Web site.

******This Form is not complete without the required Employer and Participant signatures on page 2 and will be rejected if any information is missing. Please be sure to mail or fax BOTH pages for processing.*****

5. INVESTMENT ELECTIONS

- Once enrolled in the Plan, you may choose your own investment elections from a series of Core Funds and Target Retirement Date Funds that suit your personal investment style and goals. You will receive a confirmation notification and Password shortly after enrollment. You can make your own investment elections by accessing your account on-line at <https://calpers.voya.com> or by calling the toll-free plan information line at **1-800-260-0659** within a short period after submitting a completed Enrollment Form.
- The Target Retirement Date Funds have been designated by the Board as the default investment under the Plan. Your contributions will be invested in the appropriate Target Retirement Date Fund unless you make an affirmative investment election prior to the date the first contributions are deposited to your account.** The appropriate Target Retirement Date Fund is based on your date of birth most closely corresponding with your retirement date assuming you will retire at age 59.
- Investing involves market risk, and it is possible to lose money while investing in a fund. Please refer to the **Employee Enrollment Kit** and **Fund Fact Sheets** for more information.

6. SIGNATURES REQUIRED

By signing below,

- I hereby authorize my employer to deduct from my payroll the contribution amount indicated for deposit into the Plan.
- I understand and agree my future contributions will be deducted from each paycheck on a before-tax basis. I also understand that unless I make an affirmative investment election prior to the date of the first contributions, the contributions will be invested in the appropriate Target Retirement Date Fund.
- I understand and agree the default investment designation I have authorized will remain in full force and effect until I authorize a change in accordance with the provisions of the Plan and the procedures set forth in this form.
- I acknowledge that I have received and had an opportunity to review the **Employee Enrollment Kit** and **Fund Fact Sheets** booklet.

PRINT NAME: _____ **SSN:** _____

PARTICIPANT'S SIGNATURE: _____ **DATE:** _____

EMPLOYER'S SIGNATURE: _____ **DATE:** _____

Please note: This Form is not complete without the required Employer and Participant signatures above and will be rejected if any information is missing. Please be sure to mail or fax **BOTH** pages for processing.

Please submit your completed form by fax or mail:

FAX DELIVERY:

Voya Financial
Attn: CalPERS
1-888-228-6185

US MAIL DELIVERY:

Voya Financial
Attn: CalPERS
P.O. Box 389
Hartford, CT 06141

OVERNIGHT DELIVERY:

Voya Financial
Attn: CalPERS
One Orange Way
Windsor, CT 06095

If you have any questions, you may call the Help Line at 1-800-260-0659, or to obtain additional plan or account information, please access your account at <https://calpers.voya.com>. Customer Service Representatives are available Monday through Friday, 6:00 A.M. to 5:00 P.M. Pacific Time (excluding stock market holidays).



CalPERS Supplemental Income 457 Plan ROLLOVER CONTRIBUTION FORM

PLEASE NOTE: AN INCOMPLETE APPLICATION, INSUFFICIENT DOCUMENTATION, A MISSING CHECK OR A CHECK WITH INCORRECT PAYEE INFORMATION MAY RESULT IN A DELAY IN POSTING FUNDS TO YOUR ACCOUNT OR THE RETURN OF YOUR APPLICATION AND/OR CHECK.

1. PARTICIPANT INFORMATION (please print clearly)

NAME: _____ SOCIAL SECURITY NUMBER: _____
CalPERS ID (Optional): _____
EMPLOYER NAME: _____ AGENCY PLAN NUMBER: 4 5 ____
PARTICIPANT MAILING ADDRESS: _____ APT: _____
CITY: _____ STATE: _____ ZIP CODE: _____
WORK PHONE: _____ HOME PHONE: _____ E-MAIL: _____

2. PROOF OF PRIOR PLAN QUALIFICATION AND TAXABILITY

Prior plan qualification: The source of your rollover contribution to the CalPERS Supplemental Income 457 Plan must be from another qualified plan. Check appropriate box for plan from which you are rolling money into the CalPERS Supplemental Income 457 Plan. The Plan may accept rollover assets within the meaning of 402(c)(8)(b) of the Internal Revenue Code which includes the following types of tax-deferred Plans:

Transfer:

☐ Roth after-tax amounts from a 457 plan ☐ Pre-tax amounts from a 457 Plan

Direct Rollover (for transfer of eligible assets) from one of the following plans:

Pre-tax: ☐ 401(a) ☐ 401(k) ☐ 403(b) ☐ Pre-tax IRA

Roth after-tax: ☐ 401(k) ☐ 403(b)

Note: To remain tax-deferred, the rollover to CalPERS must be made **NO later than 60 days** from the date you received distribution from your former plan.

Important note regarding the 60-day rollovers: If a portion of the rollover is attributable to a qualified plan loan offset amount, then the deadline for rolling over that loan offset amount is the due date (including extensions) for filing the Federal income tax return for the tax year in which the plan loan offset occurs. A "qualified plan loan offset amount" is the amount by which an employee's account balance under the plan is reduced to repay a loan from the plan, and is treated as distributed from a 401(a)-qualified plan, a 403(b) plan, or a governmental 457(b) plan solely by reason of a) the termination of the plan, or b) failure to meet the repayment terms of the loan because of the employee's separation from service (whether due to layoff, cessation of business, termination of employment, or otherwise).

Taxability: The supplied documentation must detail taxability of the funds to be rolled over. **Please attach a copy of your distribution statement from the resigning trustee.** The taxability of the funds to be rolled over indicating: pre-tax, non-Roth, after-tax, designated Roth.

You may need to contact your former employer or trustee to provide you with this information which must accompany this application.

3. INSTRUCTIONS

1. Contact your former employer or financial institution to find out how to receive a rollover distribution check. You will need to provide the correct payee information for your distribution. The distribution check should be mailed directly to you and payable as follows:

CalPERS Supplemental Income 457 Plan, FBO (Your Name)

Personal checks will not be accepted and will be returned to you.

2. Obtain required documentation. Your former employer or financial institution should provide you with proof of plan qualification and taxability which is typically documented in a copy of the plan's IRS Letter of Determination, your quarterly statement, and/or your rollover distribution statement.

3. Complete and sign the Rollover Contribution form; accompanied by your rollover distribution check as well as documentation detailing plan qualification and taxability of funds to be rolled over. Send all items to:

US MAIL:

Voya Financial
Attn: CalPERS
PO Box 990071
Hartford, CT 06199

OVERNIGHT MAIL:

Voya Financial
Attn: CalPERS
One Orange Way
Windsor, CT 06095

4. INVESTMENT FUND ELECTIONS (MUST TOTAL 100%)

I elect to make a rollover contribution to the CalPERS Supplemental Income 457 Plan in the amount of: \$ _____

Enter the whole number percentage that you want allocated among the Plans investments in the table below. Your rollover of assets will be invested according to the allocation percentages you enter. The total of all investment allocations must equal 100%.

The Target Retirement Date Funds have been designated by the Board as the default investment fund under the Plan. In the absence of an investment selection by you, or if your instructions are not clear, your rollover will be invested in the appropriate Target Retirement Date Fund based on your date of birth most closely corresponding with your retirement date assuming you will retire at age 59.

Prior to investing you should carefully review all fund information and objectives and consult with an outside investment adviser. Additional fund information can be obtained by calling 1-800-260-0659, or by visiting the Plan Web site <https://calpers.voya.com>.

CALPERS ASSET ALLOCATION FUNDS			CORE FUNDS		
CalPERS Target Retirement Date Funds			Fixed Income Funds		
Fund No.	Fund Name	% Dist.	Fund No.	Fund Name	% Dist.
1A	CalPERS Target Retirement Date Income Fund	_____ %	20	Short-Term Investment Fund	_____ %
1E	CalPERS Target Retirement Date 2020 Fund	_____ %	44	State Street US Short Term Gvt Bnd Indx	_____ %
1F	CalPERS Target Retirement Date 2025 Fund	_____ %	45	State Street US Bond Index Fund	_____ %
1G	CalPERS Target Retirement Date 2030 Fund	_____ %	Real Asset		
1H	CalPERS Target Retirement Date 2035 Fund	_____ %	46	State Street Real Asset Fund	_____ %
1I	CalPERS Target Retirement Date 2040 Fund	_____ %	Equity Funds		
1J	CalPERS Target Retirement Date 2045 Fund	_____ %	48	State Street Russell All Cap Index Fund	_____ %
1K	CalPERS Target Retirement Date 2050 Fund	_____ %	49	State Street Global Equity ex U.S. Index	_____ %
1L	CalPERS Target Retirement Date 2055 Fund	_____ %	TOTAL PERCENTAGE OF INVESTMENT FUND ELECTIONS		
1N	CalPERS Target Retirement Date 2060 Fund	_____ %			
1O	CalPERS Target Retirement Date 2065 Fund	_____ %			

5. CHECKLIST: HAVE YOU?

- | | |
|--|---|
| <input type="checkbox"/> Completed the Participant Information section, and
<input type="checkbox"/> Contacted your former employer or financial institution, and
<input type="checkbox"/> Completed the Investment Fund Elections section, and
<input type="checkbox"/> Included your rollover check (made payable to CalPERS Supplemental Income 457 Plan, FBO (Insert your name), and
<input type="checkbox"/> Included proof of plan qualification documenting the source of your rollover contribution such as: 401(k), 403(b), 457 | deferred compensation plan or Rollover IRA (IRS Letter of Determination, letter from plan's prior record keeper, participant quarterly statement, or distribution statement), and
<input type="checkbox"/> Included proof of taxability detailing the taxability of funds to be rolled over (IRS Letter of Determination, letter from plan's prior record keeper, participant quarterly statement, or distribution statement), and
<input type="checkbox"/> Signed and dated the Rollover Contribution form |
|--|---|

If your check or any of the above required information or documentation is missing from your application, there will be a delay in processing your rollover contribution and your application and/or check may be returned to you.

6. PARTICIPANT AUTHORIZATION

I certify that the amount of my rollover contribution represents only money that is eligible to be rolled over into the CalPERS Supplemental Income 457 Plan. If any of the money is subsequently determined to be ineligible for rollover, I understand that the Plan will distribute the ineligible amount and any attributable earnings, if applicable.

PARTICIPANT'S SIGNATURE _____ **DATE** ____/____/____

If you have any questions, you may call the CalPERS Supplemental Income 457 Plan Information Line at 1-800-260-0659 or to obtain additional plan or account information, please access your account at <https://calpers.voya.com>. Customer Service Representatives are available Monday through Friday, 6:00 A.M. to 5:00 P.M. Pacific Time (excluding stock market holidays).



If you are single and you subsequently marry or enter into a registered domestic partnership, your previous beneficiary designation will no longer be valid if you have named someone other than your spouse or domestic partner as beneficiary.

MARITAL STATUS: ☒ **I am married:** If my spouse/domestic partner is not the sole Primary Beneficiary, my spouse/domestic partner has signed the spousal consent (section 4). ☐ **I am NOT married**

If you are married or in a registered domestic partnership and your spouse/domestic partner is not the sole primary beneficiary, please note that your spouse /domestic partner must complete **Section 4** or your beneficiary designation will not be valid.

PR450001BENEMAINTE

4. SPOUSAL CONSENT (If spouse/domestic partner is not the sole primary beneficiary)

Your spouse/domestic partner must consent and acknowledge by signing below if he/she is not the sole primary beneficiary.

I hereby consent to the foregoing election by my spouse/domestic partner, to have all or part of his/her benefits paid to a person other than me as set forth in Section 3 above. I understand that I may have community property or other rights in these benefits, and I hereby voluntarily waive and release any rights I may have to these benefits. I understand **(1)** that the effect of the beneficiary designation in Section 3 is to cause all or part of my spouse/domestic partner's death benefit to be paid to a beneficiary other than me; **(2)** that each beneficiary designated is not valid unless I consent to it; and **(3)** that my consent is irrevocable unless my spouse/domestic partner revokes the beneficiary designation.

I hereby acknowledge that I have had the opportunity to consult with an attorney or other professional concerning this waiver, if I had so desired.

Executed this _____ day of _____ 20 _____

Spouse/Domestic Partner's Signature

Print Name

WITNESSED BY:

Notary Signature

Print Name

5. CONTINGENT BENEFICIARY(IES)

If your primary beneficiary(ies) dies before you, then Plan benefits will be distributed to your Contingent Beneficiary(ies).

Full Name and Address	Social Security Number	Date of Birth	Relationship to You	Percent of Benefit
1 _____ _____ _____	____ - ____ - ____	____ - ____ - ____ M M D D Y Y Y Y		_____%
2 _____ _____ _____	____ - ____ - ____	____ - ____ - ____ M M D D Y Y Y Y		_____%
3 _____ _____ _____	____ - ____ - ____	____ - ____ - ____ M M D D Y Y Y Y		_____%
4 _____ _____ _____	____ - ____ - ____	____ - ____ - ____ M M D D Y Y Y Y		_____%
Total must equal 100%.				100%

If none of the above-named beneficiary(ies) survive me, all benefits under the Plan will be distributed according to the provisions stated in the Plan Document.

6. AUTHORIZED SIGNATURE

Subject to the spousal consent requirements, I understand that I may revoke or change this designation at any time by filing a new designation of beneficiary in writing with the Plan and that by doing so, I revoke all prior designations.

I hereby certify, under penalty of perjury, that the information furnished herein is true, accurate and complete.

PARTICIPANT'S SIGNATURE

PRINT PARTICIPANT'S NAME

DATE

You will receive a confirmation statement of your beneficiary designation. Beneficiary information may also be viewed on the Plan website.

Please submit your completed form by fax or mail:

FAX DELIVERY:

Voya Financial
Attn: CalPERS
1-888-228-6185

US MAIL DELIVERY:

Voya Financial
Attn: CalPERS
P.O. Box 389
Hartford, CT 06141

OVERNIGHT DELIVERY:

Voya Financial
Attn: CalPERS
One Orange Way
Windsor, CT 06095

If you have any questions, you may call the Help Line at 1-800-260-0659, or to obtain additional plan or account information, please access your account at <https://calpers.voya.com>. Customer Service Representatives are available Monday through Friday, 6:00 A.M. to 5:00 P.M. Pacific Time (excluding stock market holidays).

BENEFICIARY DESIGNATION CHECKLIST

Make sure you have completed all of the steps below before you return your form. Check them off as you complete them.



SECTION 1: Read the required instructions.



SECTION 2: Provided complete participant information including name, SSN and marital status.



SECTION 3: Provided your Primary Beneficiary(ies). Make sure you have completed all the sections and that your percentages of benefit total 100%.



SECTION 4: Has the Spousal consent section been signed and notarized (with an official notary stamp or seal) if you are married and do not name your spouse/domestic partner as your sole Primary Beneficiary.



SECTION 5: Completed the Contingent Beneficiaries section (only if you want to have contingent beneficiaries). The total percent equals 100% of benefit.



SECTIONS 3 & 5: Listed the name, address, social security number, birth date and relationship of all Beneficiaries.



SECTION 6: Signed and dated your Beneficiary Designation (Authorized Signature). Must be dated in the last 90 days.



Made a copy for your records and submitted the original to the address indicated above.

Fund Fact Sheets

CalPERS 457 Plan



As of December 31, 2024

CalPERS 457 Plan

Target Retirement Date Funds



December 31, 2024

Overview

Target Retirement Date Funds (the "Fund" or "Funds") are a series of diversified funds, each of which has a pre-determined underlying asset mix that will change over time, becoming more conservative as it approaches the target date and the years after retirement. The year in the Fund name refers to the approximate year (the "target date") you intend to retire.

The CalPERS Supplemental Income Plans offer eleven distinct Target Retirement Date Funds as investment options, utilizing the concept of diversification through asset allocation. You may select the Fund that most closely matches the year you plan on retiring. However, you should not choose a Fund solely based on your age or intended retirement date. You should also consider other factors such as your risk tolerance, personal circumstances, and complete financial situation.

Advantages

Many participants don't have the time, desire or expertise to choose an appropriate asset mix for their situation and manage it over time. By selecting one of the Funds, you receive a portfolio that is diversified across a range of asset classes and investment styles based on your time horizon until retirement. This Fund will automatically adjust its underlying asset mix over time.

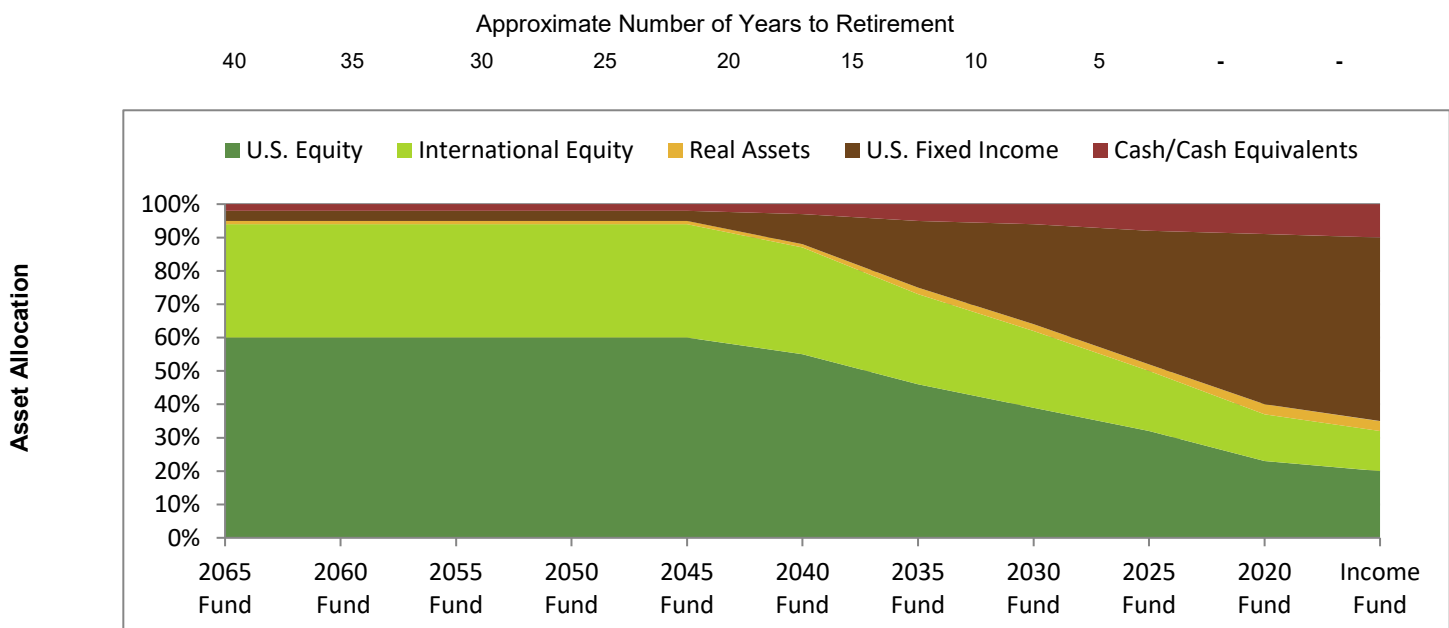
Strategic Objective

The strategic objective of the Funds is to provide a diversified portfolio in a single Fund approach, with an automatically adjusting mix of investments designed for growth in the early years and gradually becoming more conservative to protect value and provide liquidity as you approach retirement. The targeted asset mixes are designed to reduce volatility through diversification, especially as each Fund approaches its target date and the years after retirement. However, there is no guarantee the Fund will achieve its strategic objective.

Investment in the Target Retirement Date Funds is subject to the risk of the underlying portfolios. An investment in the Funds is not guaranteed at any time, including on or after the target date. Please see page 9 for "Additional Disclosures".

Target Retirement Date Funds Glidepath

Over time, the CalPERS Target Retirement Date Funds are designed to gradually reduce allocations to global equity and increase allocations to U.S. fixed income and cash/cash equivalents according to the following glidepath.



Less Conservative

More Conservative

Note: Target allocations to U.S. Equity and International Equity are based on their respective market capitalization weights within the MSCI ACWI IMI Index, as of June 30 each year.

Investment Strategy

The CalPERS Board of Administration and Investment Committee direct the investment strategy and investments of the Supplemental Income Plans. Under their direction, the Funds are invested in underlying portfolios that use a "passive" or "indexing" approach to investing, by which the portfolio manager attempts to match, before expenses, the performance of the benchmark. State Street Global Advisors (SSGA) serves as the manager of the underlying portfolios, and the CalPERS Investment Office provides oversight of the asset allocation.

Asset allocations vary among Funds, and the Funds are intended to become more conservative over time as they approach their target date and the years after retirement. The CalPERS Board reserves the right to change the target asset allocations, asset classes, underlying portfolios, and benchmarks at any time.

The Funds reach their most conservative asset allocation seven years after the target date year, then eventually merge with the Target Income Fund. The Target Income Fund generally maintains a fixed asset allocation and has the highest percentage of fixed income, which is intended to provide you access to more liquid funds. Please see page 8 for current target asset allocations of the Target Income Fund.

Asset Classes

Each Fund may be invested through the underlying portfolios in four broad asset classes: global equity, real assets, U.S. fixed income, and cash/cash equivalents. The global equity asset class includes U.S. and international portfolios.

The CalPERS Investment Committee establishes target allocations for each asset class per Fund. Annually, CalPERS reviews and adjusts target asset allocations as presented in the CalPERS Investment Policy for Supplemental Income Plans (SIP).

You may view CalPERS investment policies by visiting www.calpers.ca.gov.

Fund and Portfolio Benchmarks

Fund performance is measured against customized benchmarks. The benchmark for each Fund is a composite of asset class benchmarks, weighted according to each Fund's policy target asset allocation weights. Additionally, each asset class invests in various underlying portfolios, the performance of which is gauged against corresponding benchmarks indicated in the table below.

Asset Class Investment Strategy

Asset Class	Asset Class Component	Underlying Portfolio	Underlying Benchmark
Global Equity	U.S. Equity	State Street Russell All Cap Index Fund	Russell 3000 Index
	International Equity	State Street Global All Cap Equity ex-U.S. Index Fund	MSCI ACWI ex-USA IMI Index (net)
U.S. Fixed Income	U.S. Fixed Income	State Street U.S. Short Term Government/Credit Bond Index Fund	Bloomberg U.S. 1-3 Year Government/Credit Bond Index
		State Street U.S. Bond Fund Index	Bloomberg U.S. Aggregate Bond Index
Real Assets	Commodities Natural Resource Stocks Real Estate Investment Trusts ("REITs") Treasury Inflation-Protected Securities ("TIPS") Infrastructure Stocks	State Street Real Asset Fund	The fund uses a custom benchmark which is comprised of: <ul style="list-style-type: none"> ● Bloomberg Roll Select Commodity Index ● S&P® Global LargeMidCap Commodity and Resources Index ● Dow Jones U.S. Select REIT Index ● Bloomberg U.S. Government Inflation-Linked 1-10 Year Bond Index ● S&P® Global Infrastructure Index
Cash or Cash Equivalents	Cash or Highly-Liquid Securities	State Street Short Term Investment Fund	ICE BofA US 3-Month Treasury Bill Index

For more information on the Fund's underlying portfolios, please refer to State Street fact sheets located at <https://calpers.voya.com>.

2065 Target Date Fund	3 Months	1 Year	5 Years	10 Years	Since Inception ¹	Total Annual Operating Expenses	
						As a %	Per \$1000
Fund Performance - Net ²	-1.20	15.59	-	-	15.03	0.22%	\$2.20
Fund Performance - Gross	-1.13	15.88	-	-	15.32		
Benchmark Performance ³	-1.12	15.88	-	-	15.43		

¹ The CalPERS Target Retirement 2065 fund has an inception date of December 1, 2022.

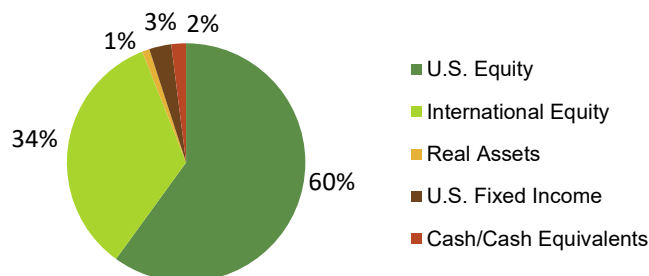
² See "Additional Disclosures" on page 9 for further details; performance is net of all investment management and administrative expenses & fees.

³ See page 2 for asset class and benchmark information.

Designed for an investor who intends to retire within a couple years of 2065, approximately 94% of this Fund's assets are invested in global equity having the potential for long-term capital growth. Remaining assets are invested in real assets, U.S. fixed income, and cash/cash equivalents designed to preserve principal, provide liquidity, hedge against inflation, and generate income.

The Fund gradually becomes more conservative over time. The asset allocation in the target year (2065) will be 40% U.S. fixed income, 50% global equity, 2% real assets, and 8% cash/cash equivalents. The Fund's most conservative target allocation will occur seven years after the target date year (55% U.S. fixed income, 32% global equity, 3% real assets, and 10% cash/cash equivalents).

Current 2065 Fund Target Allocations



2060 Target Date Fund	3 Months	1 Year	5 Years	10 Years	Since Inception ¹	Total Annual Operating Expenses	
						As a %	Per \$1000
Fund Performance - Net ²	-1.19	15.60	9.28	-	10.42	0.22%	\$2.20
Fund Performance - Gross	-1.13	15.88	9.61	-	10.78		
Benchmark Performance ³	-1.12	15.88	9.46	-	10.63		

¹ The CalPERS Target Retirement 2060 fund has an inception date of November 1, 2018.

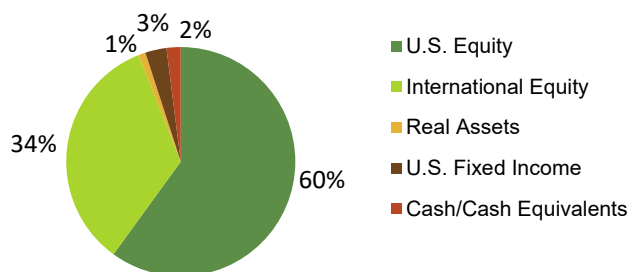
² See "Additional Disclosures" on page 9 for further details; performance is net of all investment management and administrative expenses & fees.

³ See page 2 for asset class and benchmark information.

Designed for an investor who intends to retire within a couple years of 2060, approximately 94% of this Fund's assets are invested in global equity having the potential for long-term capital growth. Remaining assets are invested in real assets, U.S. fixed income, and cash/cash equivalents designed to preserve principal, provide liquidity, hedge against inflation, and generate income.

The Fund gradually becomes more conservative over time. The asset allocation in the target year (2060) will be 40% U.S. fixed income, 50% global equity, 2% real assets, and 8% cash/cash equivalents. The Fund's most conservative target allocation will occur seven years after the target date year (55% U.S. fixed income, 32% global equity, 3% real assets, and 10% cash/cash equivalents).

Current 2060 Fund Target Allocations



2055 Target Date Fund	3 Months	1 Year	5 Years	10 Years	Since Inception ¹	Total Annual Operating Expenses	
						As a %	Per \$1000
Fund Performance - Net ²	-1.19	15.59	9.30	8.19	7.98	0.22%	\$2.20
Fund Performance - Gross	-1.13	15.88	9.62	8.59	8.38		
Benchmark Performance ³	-1.12	15.88	9.46	8.40	8.26		

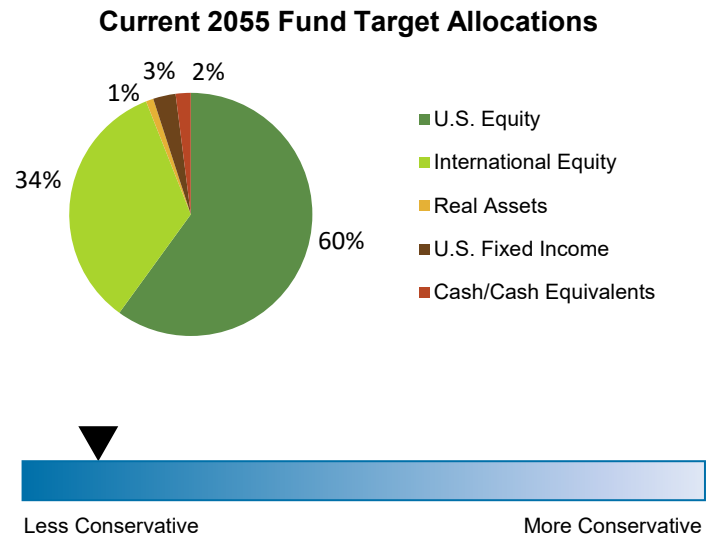
¹ The CalPERS Target Retirement 2055 fund has an inception date of October 7, 2013.

² See "Additional Disclosures" on page 9 for further details; performance is net of all investment management and administrative expenses & fees.

³ See page 2 for asset class and benchmark information.

Designed for an investor who intends to retire within a couple years of 2055, approximately 94% of this Fund's assets are invested in global equity having the potential for long-term capital growth. Remaining assets are invested in real assets, U.S. fixed income, and cash/cash equivalents designed to preserve principal, provide liquidity, hedge against inflation, and generate income.

The Fund gradually becomes more conservative over time. The asset allocation in the target year (2055) will be 40% U.S. fixed income, 50% global equity, 2% real assets, and 8% cash/cash equivalents. The Fund's most conservative target allocation will occur seven years after the target date year (55% U.S. fixed income, 32% global equity, 3% real assets, and 10% cash/cash equivalents).



2050 Target Date Fund	3 Months	1 Year	5 Years	10 Years	Since Inception ¹	Total Annual Operating Expenses	
						As a %	Per \$1000
Fund Performance - Net ²	-1.19	15.59	9.30	8.19	10.02	0.22%	\$2.20
Fund Performance - Gross	-1.13	15.88	9.62	8.59	10.51		
Benchmark Performance ³	-1.12	15.88	9.46	8.40	10.43		

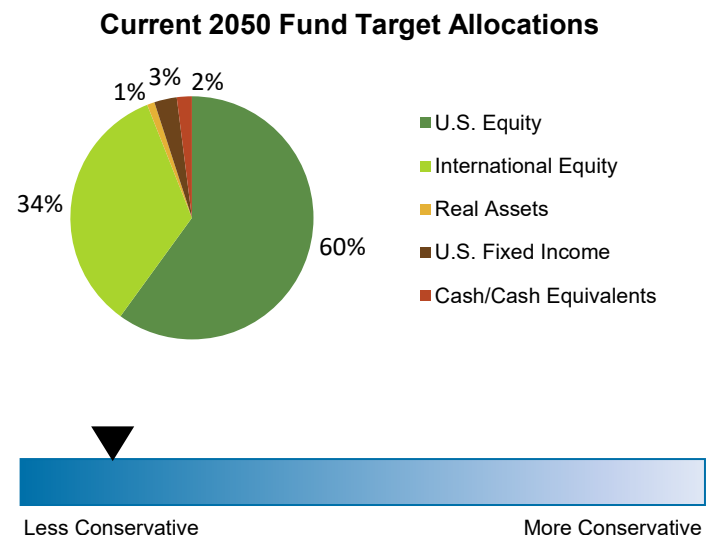
¹ The CalPERS Target Retirement 2050 fund has an inception date of December 1, 2008.

² See "Additional Disclosures" on page 9 for further details; performance is net of all investment management and administrative expenses & fees.

³ See page 2 for asset class and benchmark information.

Designed for an investor who intends to retire within a couple years of 2050, approximately 94% of this Fund's assets are invested in global equity having the potential for long-term capital growth. Remaining assets are invested in real assets, U.S. fixed income, and cash/cash equivalents designed to preserve principal, provide liquidity, hedge against inflation, and generate income.

The Fund gradually becomes more conservative over time. The asset allocation in the target year (2050) will be 40% U.S. fixed income, 50% global equity, 2% real assets, and 8% cash/cash equivalents. The Fund's most conservative target allocation will occur seven years after the target date year (55% U.S. fixed income, 32% global equity, 3% real assets, and 10% cash/cash equivalents).



2045 Target Date Fund	3 Months	1 Year	5 Years	10 Years	Since Inception ¹	Total Annual Operating Expenses	
						As a %	Per \$1000
Fund Performance - Net ²	-1.19	15.59	9.30	8.20	9.95	0.22%	\$2.20
Fund Performance - Gross	-1.13	15.88	9.62	8.59	10.45		
Benchmark Performance ³	-1.12	15.88	9.46	8.40	10.43		

¹ The CalPERS Target Retirement 2045 fund has an inception date of December 1, 2008.

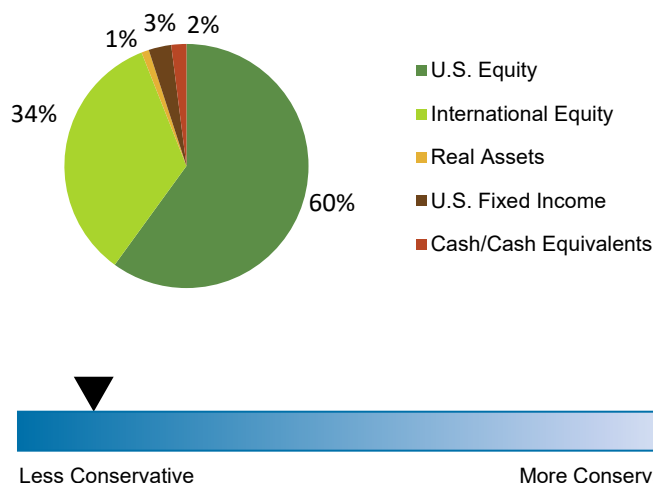
² See "Additional Disclosures" on page 9 for further details; performance is net of all investment management and administrative expenses & fees.

³ See page 2 for asset class and benchmark information.

Designed for an investor who intends to retire within a couple years of 2045, approximately 94% of this Fund's assets are invested in global equity having the potential for long-term capital growth. Remaining assets are invested in real assets, U.S. fixed income, and cash/cash equivalents designed to preserve principal, provide liquidity, hedge against inflation, and generate income.

The Fund gradually becomes more conservative over time. The asset allocation in the target year (2045) will be 40% U.S. fixed income, 50% global equity, 2% real assets, and 8% cash/cash equivalents. The Fund's most conservative target allocation will occur seven years after the target date year (55% U.S. fixed income, 32% global equity, 3% real assets, and 10% cash/cash equivalents).

Current 2045 Fund Target Allocations



2040 Target Date Fund	3 Months	1 Year	5 Years	10 Years	Since Inception ¹	Total Annual Operating Expenses	
						As a %	Per \$1000
Fund Performance - Net ²	-1.34	14.74	9.00	7.77	9.71	0.22%	\$2.20
Fund Performance - Gross	-1.28	15.03	9.33	8.17	10.21		
Benchmark Performance ³	-1.27	15.01	9.17	7.98	10.16		

¹ The CalPERS Retirement 2040 fund has an inception date of December 1, 2008.

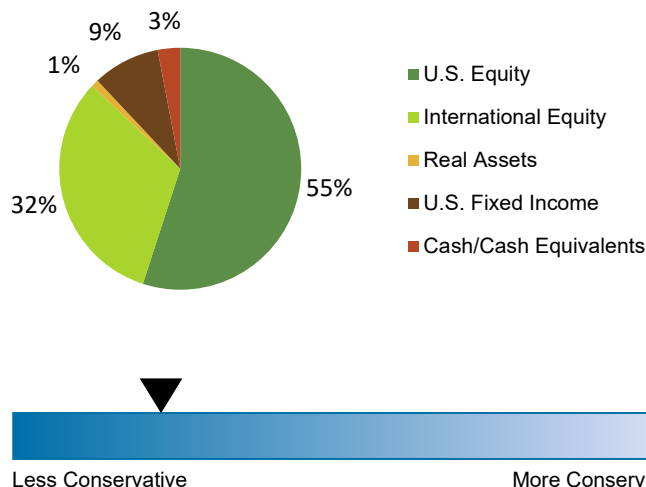
² See "Additional Disclosures" on page 9 for further details; performance is net of all investment management and administrative expenses & fees.

³ See page 2 for asset class and benchmark information.

Designed for an investor who intends to retire within a couple years of 2040, approximately 87% of this Fund's assets are invested in global equity having the potential for long-term capital growth. Remaining assets are invested in real assets, U.S. fixed income, and cash/cash equivalents designed to preserve principal, provide liquidity, hedge against inflation, and generate income.

The Fund gradually becomes more conservative over time. The asset allocation in the target year (2040) will be 40% U.S. fixed income, 50% global equity, 2% real assets, and 8% cash/cash equivalents. The Fund's most conservative target allocation will occur seven years after the target date year (55% U.S. fixed income, 32% global equity, 3% real assets, and 10% cash/cash equivalents).

Current 2040 Fund Target Allocations



2035 Target Date Fund	3 Months	1 Year	5 Years	10 Years	Since Inception ¹	Total Annual Operating Expenses	
						As a %	Per \$1000
Fund Performance - Net ²	-1.54	12.80	7.97	6.93	9.06	0.22%	\$2.20
Fund Performance - Gross	-1.48	13.08	8.29	7.32	9.55		
Benchmark Performance ³	-1.48	13.03	8.12	7.14	9.52		

¹ The CalPERS Target Retirement 2035 fund has an inception date of December 1, 2008.

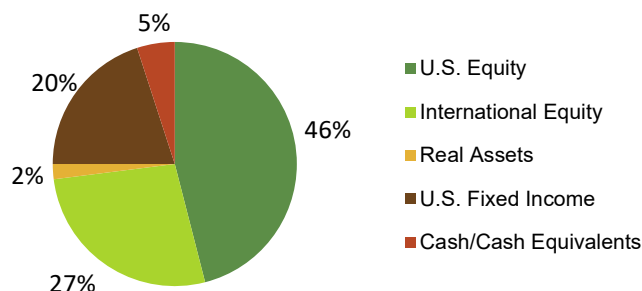
² See "Additional Disclosures" on page 9 for further details; performance is net of all investment management and administrative expenses & fees.

³ See page 2 for asset class and benchmark information.

Designed for an investor who intends to retire within a couple years of 2035, approximately 73% of this Fund's assets are invested in global equity having the potential for long-term capital growth. Remaining assets are invested in real assets, U.S. fixed income, and cash/cash equivalents designed to preserve principal, provide liquidity, hedge against inflation, and generate income.

The Fund gradually becomes more conservative over time. The asset allocation in the target year (2035) will be 40% U.S. fixed income, 50% global equity, 2% real assets, and 8% cash/cash equivalents. The Fund's most conservative target allocation will occur seven years after the target date year (55% U.S. fixed income, 32% global equity, 3% real assets, and 10% cash/cash equivalents).

Current 2035 Fund Target Allocations



2030 Target Date Fund	3 Months	1 Year	5 Years	10 Years	Since Inception ¹	Total Annual Operating Expenses	
						As a %	Per \$1000
Fund Performance - Net ²	-1.71	11.01	6.84	6.06	8.25	0.22%	\$2.20
Fund Performance - Gross	-1.65	11.29	7.16	6.44	8.73		
Benchmark Performance ³	-1.66	11.23	7.01	6.28	8.67		

¹ The CalPERS Target Retirement 2030 fund has an inception date of December 1, 2008.

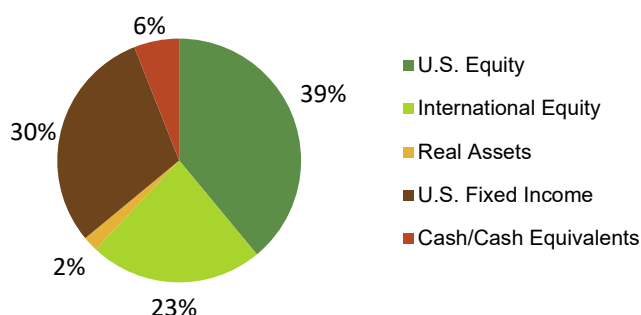
² See "Additional Disclosures" on page 9 for further details; performance is net of all investment management and administrative expenses & fees.

³ See page 2 for asset class and benchmark information.

Designed for an investor who intends to retire within a couple years of 2030, approximately 62% of this Fund's assets are invested in global equity which have the potential for long-term capital growth. Remaining assets are invested in real assets, U.S. fixed income, and cash/cash equivalents designed to preserve principal, provide liquidity, hedge against inflation, and generate income.

The Fund gradually becomes more conservative over time. The asset allocation in the target year (2030) will be 40% U.S. fixed income, 50% global equity, 2% real assets, and 8% cash/cash equivalents. The Fund's most conservative target allocation will occur seven years after the target date year (55% U.S. fixed income, 32% global equity, 3% real assets, and 10% cash/cash equivalents).

Current 2030 Fund Target Allocations



2025 Target Date Fund	3 Months	1 Year	5 Years	10 Years	Since Inception ¹	Total Annual Operating Expenses	
						As a %	Per \$1000
Fund Performance - Net ²	-1.79	9.45	5.85	5.30	7.37	0.22%	\$2.20
Fund Performance - Gross	-1.73	9.72	6.16	5.67	7.84		
Benchmark Performance ³	-1.74	9.63	5.95	5.49	7.80		

¹ The CalPERS Target Retirement 2025 fund has an inception date of December 1, 2008.

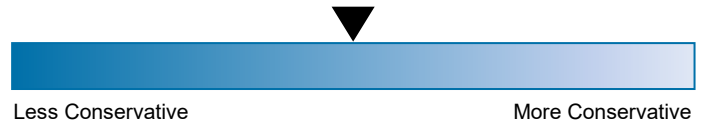
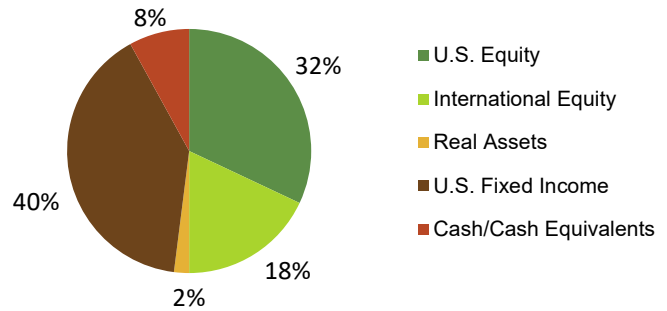
² See "Additional Disclosures" on page 9 for further details; performance is net of all investment management and administrative expenses & fees.

³ See page 2 for asset class and benchmark information.

Designed for an investor who intends to retire within a couple years of 2025, approximately 50% of this Fund's assets are invested in global equity which have the potential for long-term capital growth. Remaining assets are invested in real assets, U.S. fixed income, and cash/cash equivalents designed to preserve principal, provide liquidity, hedge against inflation, and generate income.

The Fund gradually becomes more conservative over time with its most conservative target allocation occurring seven years after the target date year (55% U.S. fixed income, 32% global equity, 3% real assets, and 10% cash/cash equivalents).

Current 2025 Fund Target Allocations



2020 Target Date Fund	3 Months	1 Year	5 Years	10 Years	Since Inception ¹	Total Annual Operating Expenses	
						As a %	Per \$1000
Fund Performance - Net ²	-2.08	7.36	4.60	4.25	6.42	0.22%	\$2.20
Fund Performance - Gross	-2.02	7.62	4.91	4.62	6.90		
Benchmark Performance ³	-2.04	7.52	4.72	4.45	6.86		

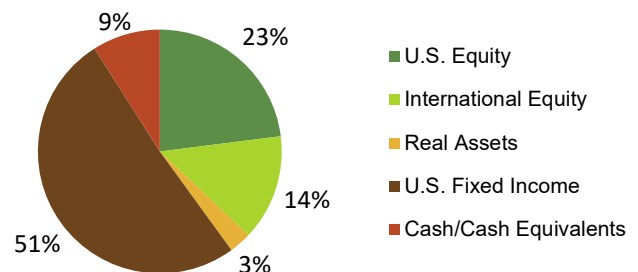
¹ The CalPERS Target Retirement 2020 fund has an inception date of December 1, 2008.

² See "Additional Disclosures" on page 9 for further details; performance is net of all investment management and administrative expenses & fees.

³ See page 2 for asset class and benchmark information.

Designed for an investor who intends to retire within a couple years of 2020, approximately 63% of this Fund's assets are conservatively invested in real assets, U.S. fixed income, and cash/cash equivalents designed to preserve principal, provide liquidity, hedge against inflation, and generate income. Approximately 37% of the Fund's assets are invested in global equity which have the potential for capital appreciation.

Current 2020 Fund Target Allocations



Target Income Fund	3 Months	1 Year	5 Years	10 Years	Since Inception ¹	Total Annual Operating Expenses	
						As a %	Per \$1000
Fund Performance - Net ²	-2.12	6.42	3.53	3.60	4.87	0.22%	\$2.20
Fund Performance - Gross	-2.06	6.69	3.83	3.95	5.31		
Benchmark Performance ³	-2.08	6.57	3.66	3.81	5.32		

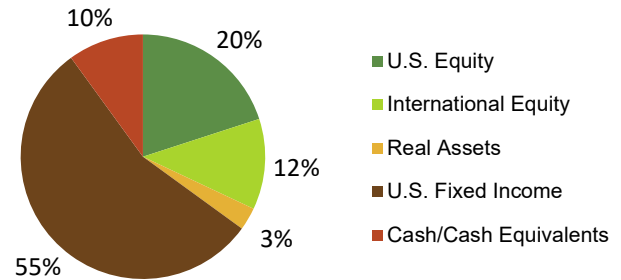
¹ The CalPERS Target Income Fund has an inception date of December 1, 2008.

² See "Additional Disclosures" on page 9 for further details; performance is net of all investment management and administrative expenses & fees.

³ See page 2 for asset class and benchmark information.

Designed for an investor who is retired or who has a low risk tolerance, approximately 68% of this Fund's assets are conservatively invested in real assets U.S. fixed income, and cash/cash equivalents designed to preserve principal, provide liquidity, hedge against inflation, and generate income. The remainder of the Fund's assets are invested in global equity which have the potential for capital appreciation.

Current Income Fund Target Allocations



Additional Disclosures

Information Accessibility

The Target Retirement Date Funds consist of assets managed by CalPERS in an account specifically for CalPERS Plans. Since the Funds are not mutual funds, a prospectus is not available nor is information available from a newspaper source. This summary is designed to provide descriptive information.

You may access information about your account, including fees, expenses and performance by visiting the Plan website located at <https://calpers.voya.com>. Also available on this website is more information on the Fund's underlying portfolios. You may also contact the Plan information hotline at (800) 260-0659.

What You Own

You own units of the Funds' portfolio that invest in stocks, bonds, real assets and cash equivalents. You do not have direct ownership of the securities in the underlying portfolio.

Fund Selection

When choosing a Fund, you should not base your selection solely on age or retirement date. For your long-term retirement security, you should give also careful consideration to your risk tolerance, overall financial condition, and individual circumstances.

Price

The unit value of the Funds change daily, based on the market value of the underlying securities. Just as prices in individual securities fluctuate, the Fund's unit values change with market conditions.

Fund Performance

Performance data shown represents past performance and is no guarantee of future results. The investment return and principal value of an investment will fluctuate so that an investor's units, when redeemed, may be worth more or less than their original cost. Current performance may be higher or lower than the historical performance data shown. For current performance information, including performance to the most recent month-end, please visit the Plan website at <https://calpers.voya.com>.

Expenses

Expenses are an integral part of investing. To pay for the administration and management of a Fund, each investor is charged a fee, which is calculated as a percentage of the amount the investor has in the Fund. Even if the Fund loses money during a period, the fee is still charged. Although fees and expenses may seem relatively small, their effect on performance over time may be substantial. However, fees and expenses are only one of many factors that participants should consider when making investment decisions.

Fees

Estimated total annual operating expenses of the Target Retirement Date Funds is 0.22%. This equates to \$2.20 per \$1,000 invested. The Funds' estimated total annual operating expenses reflect the estimated amount of fees and expenses incurred indirectly by each Fund through the underlying portfolios. The fees and expenses of the underlying portfolios are in turn estimated based on SSGA investment management, Voya recordkeeping, and SSGA capped operating expenses. CalPERS periodically reviews these fees and operating expenses, and changes may be made at any time.

More detailed information about plan fees and expenses may be found in the "Latest Fund Performance" link at <https://calpers.voya.com>.

Notes About the Funds' Risk

All investing is subject to risk. Investing in the Funds involves a number of investment risks. Please refer to the Risk Scale underneath the glidepath on page 1 and also under each Fund's pie chart to review each Fund's intended level of risk. In addition, you should carefully read the risks contained in SSGA fact sheets for the underlying portfolios of the Fund, which may be obtained at <https://calpers.voya.com>.

Although CalPERS designed the asset allocation of the Funds, it is possible that the Funds could lose money due to less than optimal or poor asset allocations. The Funds may also be exposed to a variety of risks including equity market risk, fixed income market risk, interest rate risk, and organizational risk associated with the underlying firms. Other risks factors may include sudden changes in interest rates or changes in the expectation of future interest rates, sudden changes in inflation or inflation expectations, a deterioration in U.S. or non-U.S. economic conditions or expectations for those future conditions and other associated risks impacted by unexpected changes in legislative, regulatory or tax policy, and other related risks.

The Funds are subject to the risks of the underlying portfolios. The risks of the underlying portfolios depend on the types of securities held by the portfolios and the management style of the portfolios. Generally, among asset classes stocks are more volatile than fixed income securities or short-term instruments. Asset allocation is a method of diversification which positions assets among major investment categories. This method is used in an effort to manage risk and enhance returns. However, you may lose money by investing in the Funds, including losses near and following retirement, and there is no guarantee that the Funds will provide adequate retirement income. Diversification does not guarantee a profit or protection against loss. The Funds are not guaranteed by CalPERS nor by the State of California. CalPERS encourages investors to seek the advice of well-qualified financial and tax advisors, accountants, attorneys and other professionals before making any investment or retirement decision.

State Street Global All Cap Equity Ex- U.S. Index Securities Lending Series Fund Class I

CalPERS Supplemental Income 457 Plan

State Street Global All Cap Equity ex-U.S. Index Securities Lending Series Fund Class I ("Class I") represents units of ownership in the State Street Global All Cap Equity ex-U.S. Index Securities Lending Series Fund (the "Fund").

The Fund seeks to offer broad, low cost exposure to stocks of companies, ranging from small to large cap, in developed and emerging countries excluding the United States.

Investment Objective

The Fund seeks an investment return that approximates as closely as practicable, before expenses, the performance of the MSCI ACWI ex USA IMI Index (the "Index") over the long term.

Investment Strategy

The Fund is managed using an "indexing" investment approach, by which SSGA attempts to approximate, before expenses, the performance of the Index over the long term. SSGA typically will attempt to invest in the equity securities comprising the Index, in approximately the same proportions as they are represented in the Index. Equity securities may include common stocks, preferred stocks, depositary receipts, or other securities convertible into common stock. Equity securities held by the Fund may be denominated in foreign currencies and may be held outside the United States. In some cases, it may not be possible or practicable to purchase all of the securities comprising the Index, or to hold them in the same weightings as they represent in the Index. In those circumstances, SSGA may employ a sampling or optimization technique to construct the portfolio in question. A Portfolio may also

invest in the securities of Chinese companies, normally restricted to residents of the People's Republic of China (commonly known as "A Shares" or "China A Shares"), through the Stock Connect program or other channels.

From time to time securities are added to or removed from the Index. SSGA may sell securities that are represented in the Index, or purchase securities that are not yet represented in the Index, prior to or after their removal or addition to the Index. SSGA may also utilize other pooled investment vehicles, including those managed by SSGA and its affiliates, as substitutes for gaining direct exposure to securities or a group of securities in the Index. The Fund may at times purchase or sell index futures contracts, or options on those futures, or engage in other transactions involving the use of derivatives, in lieu of investment directly in the securities making up the Index or to enhance the Fund's replication of the Index return. The Fund's return may not match the return of the Index.

SSGA may implement the Fund's asset allocations through investments in investment pools (which may, but will not necessarily, be registered under the U.S. Investment Company Act of 1940, as amended) managed or sponsored by SSGA or an affiliate. Because of the unit issuance processes employed by the various underlying investment pools, allocations by the Fund to certain pools on a given trading day may be invested in such pools at the next trading day's net asset value per unit. This will result in the portion of the Fund's assets being invested in such investment pools being held in cash for the trading day and may result in increased tracking error. This could adversely impact the return to any investor.

This fact sheet provides summary information about the Fund and is provided by the CalPERS Supplemental Income 457 Plan. It should be read in conjunction with the Fund's applicable Strategy Disclosure Document, which is available upon request. The Strategy Disclosure Document contains important information about the Fund, including a description of a number of risks associated with investing in the Fund.

Key Facts

- Managed using an indexing strategy
- May use futures and other derivatives
- May invest in other investment pools, including those managed by SSGA and its affiliates
- The Fund is not leveraged
- Will not sell securities short

Total Returns (As of 12/31/2024)

	Fund (%)	Benchmark (%)
1 Month	-2.17	-1.97
Q4 2024	-7.72	-7.61
YTD	4.93	5.23
1 Year	4.93	5.23
3 Year	0.43	0.50
5 Year	4.04	4.12
7 Year	3.35	3.46
10 Year	4.84	4.91
Inception to Date (01 May 2010)	4.66	4.85
Best Year Since Inception (2017)	27.63	27.81
Worst Year Since Inception (2022)	-16.52	-16.58

The model returns are provided net of the Fund's expenses (described on the last page under the Fee Disclosure section) and then further adjusted to reflect the deduction of the plan level expenses, which may include, among others, investment management, recordkeeping, account administration, account manager, administrative, investment services and contingency reserve fees, of 0.22% (as specified by the CalPERS Supplemental Income 457 Plan). All returns greater than 1 year are annualized. Performance shown represents past performance. Past performance is not a guarantee of future results. Current performance may be lower or higher than the performance shown above. Index returns are unmanaged and do not reflect the deduction of any fees or expenses. Index returns reflect all items of income, gain and loss and the reinvestment of dividends and other income.

The performance figures listed above do not take into account the mark-to-market unit value of the securities lending cash collateral pool held by the Fund. If the Fund marked-to-market units in the securities lending cash collateral pool, performance may be lower. Please see the last page for additional information about Securities Lending.

The Fund is a collective investment trust managed by State Street Global Advisors Trust Company (SSGA), and is not a mutual fund. The Fund is not FDIC insured, nor is it an obligation or deposit of, or guaranteed by State Street Corporation, SSGA or its affiliates.

The MSCI ACWI ex USA IMI Index is a free float-adjusted market capitalization weighted index that is designed to measure the equity market performance of developed and emerging markets.

The MSCI ACWI ex USA IMI Index is a trademark of MSCI Inc.

If your account holds Russian securities and instruments, then as of the date of this publication, they have been fair valued. Such fair value may be zero. If your portfolio holds such Russian securities and instruments, then the portfolio may not be able to dispose of such securities and instruments depending on the relevant market, applicable sanctions requirements, and/or Russian capital controls or other counter measures. In such circumstances, the portfolio would continue to own and have exposure to Russian-related issuers and markets. Please refer to your portfolio holdings report.

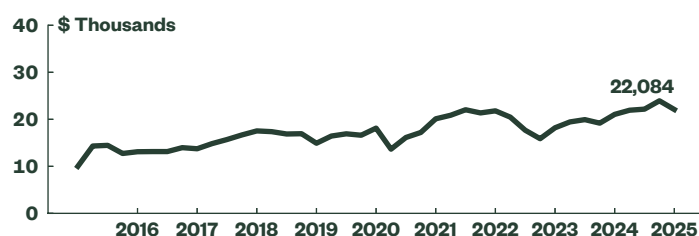
Certain supplemental information may be rounded and may result in the total not adding up to 100.

The top holdings are presented to illustrate examples of the securities that the Fund has bought and may not be representative of the Fund's current or future investments. In the case of fixed income and cash funds the securities are aggregated and shown at the issuer level. The top holdings do not include other assets or instruments that may be held by the Fund including, for example and not by way of limitation, cash or cash equivalents and derivatives such as futures, options and swaps. The figures presented are as of the date shown above, do not include the Fund's entire investment portfolio, and may change at any time.

The portfolio turnover rate is as-of the prior fiscal year-end ("FYE"). It is calculated consistent with Form N-1A by dividing the lesser amounts of purchases or sales of portfolio securities (i.e., underlying Fund shares) for the fiscal year by the monthly average value of the portfolio securities owned by the Fund during the fiscal year.

Portfolio characteristics are calculated using the month end market value of holdings except, if shown, for beta and standard deviation which use month end return values. Averages reflect the market weight of securities in the portfolio. Market data, prices, and dividend estimates for characteristics calculations provided by FactSet Research Systems, Inc. All other portfolio data provided by SSGA. Characteristics are as of the date indicated, are subject to change, and should not be relied upon as current thereafter. Sector reporting based on the Global Industry Classification Standard ("GICS") which was developed by and is the exclusive property and a service mark of MSCI Inc. ("MSCI") and Standard & Poor's, a division of The McGraw-Hill Companies, Inc. ("S&P") and is licensed for use by State Street. Effective October 1, 2018, GICS renamed the "Telecommunication Services" sector to "Communication Services", which resulted in the sector reclassification of some companies.

Growth of \$10,000



The hypothetical \$10,000 investment chart is plotted quarterly, and includes reinvestment of dividends and capital gains. There is no direct correlation between a hypothetical investment and the anticipated performance of the Fund.

Characteristics

Beta (Trailing 36 Months)	1.03
Standard Deviation (Annualized 36 Months)	16.65%
Expense Ratio	0.02%
Turnover (As-of FYE 12/31)	14.27%
Price/Earnings (Forward 12 Months)	15.1x
Price/Book Ratio	1.8x
Estimated 3-5 Year EPS Growth	12.12%
Annual Dividend Yield (Trailing 12 Months)	2.89%
Total Number of Holdings	6,457
Weighted Average Market Cap (M)	US\$76,165.74

Sector Allocation	Percent
Financials	22.07
Industrials	14.95
Information Technology	13.24
Consumer Discretionary	11.30
Health Care	8.47
Materials	6.97
Consumer Staples	6.79
Communication Services	5.55
Energy	4.78
Utilities	3.05
Real Estate	2.84

Top Holdings	Percent
TAIWAN SEMICONDUCTOR MANUFAC	2.67
TENCENT HOLDINGS LTD	1.16
ASML HOLDING NV	0.93
NOVO NORDISK A/S-B	0.93
SAP SE	0.85
NESTLE SA-REG	0.72
TOYOTA MOTOR CORP	0.69
ROCHE HOLDING AG-GENUSSCHEIN	0.66
ASTRAZENECA PLC	0.65
NOVARTIS AG-REG	0.64

Top Countries	Percent
JAPAN	15.49
UNITED KINGDOM	9.15
CANADA	7.94
CHINA	7.33
FRANCE	6.18
INDIA	6.12
TAIWAN	5.81
SWITZERLAND	5.39
GERMANY	5.21
AUSTRALIA	4.73

Risk Management

SSGA monitors the overall risk of the Fund, to seek to avoid unintended risk relative to the Index. SSGA manages portfolio characteristics and transaction costs in a manner intended to provide a return as close as practicable to the benchmark return.

Securities Lending

The Fund may participate in an agency securities lending program (the "Lending Program") sponsored by State Street Bank and Trust Company ("State Street") for the purpose of lending the Fund's securities and investing the collateral in a collateral reinvestment fund (each a "Collateral Pool"). None of the Collateral Pools are FDIC-insured bank deposits or otherwise guaranteed by SSGA or State Street or any of their respective affiliates. Investors may lose money by participating in the Lending Program and through investments in a Collateral Pool. For more information, including the risks associated with participating in the Lending Program you should review the SSGA Securities Lending Program Disclosure and the disclosure document and fact sheet for the relevant Collateral Pool.

Additional Information

For more information on plan expenses and current performance information, including performance to the most recent month-end, please visit the Plan website at: <https://calpers.voya.com>. You may also contact CalPERS at (800) 260-0659.

ssga.com

Information Classification: General

The Fund is managed by State Street Global Advisors Trust Company, a wholly owned subsidiary of State Street Bank and Trust Company.

Important Message About Risk

Investing involves risk including the risk of loss of principal. Equity securities are volatile and can decline significantly in response to broad market and economic conditions. Generally, among asset classes, stocks are more volatile than bonds or short-term instruments. Stock values fluctuate in response to the activities of individual companies, the stock market and economic conditions. At times, the risk level of the Fund may be greater than that of the U.S. stock market in general. In addition, the Fund may use derivative instruments which may involve additional risks such as potential illiquidity of the markets, credit risk, currency risk, leverage risk and counterparty risk. All information is from SSGA unless otherwise noted and has been obtained from sources believed to be reliable, but its accuracy is not guaranteed. There is no representation or warranty as to the current accuracy, reliability or completeness of, nor liability for, decisions based on such information and it should not be relied on as such. The Fund is a bank-maintained collective investment fund maintained and managed by State Street Global Advisors Trust Company (SSGA). SSGA is a limited purpose trust company established under the laws of the Commonwealth of Massachusetts. In reliance upon an exemption from the registration requirements under the federal securities laws,

investments in the fund are not registered with the Securities and Exchange Commission ("SEC") or any state securities regulator. In reliance upon an exclusion from the definition of an investment company under the Investment Company Act of 1940, as amended, the fund is not registered with the SEC as an investment company. SSGA and its fiduciary activities are overseen by the Massachusetts Department of Banks (MA DOB) and, as a subsidiary of State Street Corp., a bank holding company, the Federal Reserve. Neither the MA DOB nor the Federal Reserve have reviewed or approved the Fund or the information contained herein. The Fund is offered to certain eligible defined contribution plans pursuant to the Declaration of Trust of the State Street Global Advisors Trust Company Investment Funds for Tax Exempt Retirement Plans, which establishes SSGA's powers, authority and obligations in respect of the investment, administration and operation of the Fund as well as the eligibility, rights and obligations of each plan participating in the Fund. The information provided does not constitute investment advice and it should not be relied on as such. It should not be considered a solicitation to buy or an offer to sell any security. It does not take into account any investor's particular investment objectives, strategies, tax status or investment horizon. The information provided herein does not constitute individual investment advice for any plan participant or investor, is informational in nature only, and should not be used by a plan participant or investor as a primary basis for making an investment decision. You should consult your tax and financial advisor prior to making a decision to invest in the Fund. The Fund is not registered with the SEC or any state securities regulator and as such a prospectus is not required. The trademarks and service marks referenced herein are the property of their respective owners. Third party data providers make no

warranties or representations of any kind relating to the accuracy, completeness or timeliness of the data and have no liability for damages of any kind relating to the use of such data.

Fee Disclosure

The Fund seeks to achieve its investment objective by making direct investments in securities or by making investments in other investment funds, including those managed by SSGA and its affiliates ("SSGA Funds"). The Fund indirectly bears a proportional share of the fees and expenses of the SSGA Funds in which the Fund invests ("Indirect Expenses"), which may include, among others, administration, investment management, audit, index and legal fees of the SSGA Funds. Additionally, the Fund incurs direct fees and expenses ("Direct Expenses"), which may include, among others, audit, index, service and legal fees. The Indirect Expenses combined with the Direct Expenses form the Total Annual Operating Expense Ratio ("TAOER"). The TAOER of Class I will equal 0.02% annually. For Class I, the investment management fee is assessed outside the Fund and is not included in the TAOER. A portion of the investment management fee, which may vary, may be paid to third-parties or intermediaries for recordkeeping, asset servicing, sub-accounting and communication services to plans invested in the Fund. You should contact your Plan Administrator for a complete description of the fees and expenses applicable to Class I units of the Fund. Transaction costs (including, for example, brokerage costs and taxes, if any) are not reflected in the TAOER but are reflected in the net performance returns of Class I. In the ordinary course, the investment manager does not assess Transaction Charges in connection with the purchase or redemption of units of the Fund. To the extent the Fund invests in one or

more SSGA Funds, the Fund itself may incur such Transaction Charges as a result of such investment, which will be reflected in the Fund's net asset value. The following example is intended to help illustrate the impact of fees and expenses associated with an investment in Class I (based upon the Fund's expenses of .02% and plan-level expenses of .22%, as specified by CalPERS Supplemental Income 457 Plan). It is intended to illustrate the hypothetical cumulative expense that you would incur over various time periods if you were to invest \$10,000 in Class I units of the Fund. This example assumes that the Fund provides a return of 5% a year and that operating expenses of the Fund remain the same. The results apply whether or not you redeem your investment at the end of the given time period. Example Fees: 1 year - \$24.57; 3 years - \$77.28; 5 years - \$135.12; 10 years - \$305.61. The example outlined above was for illustrative purposes only and does not represent the actual fees and expenses or the actual past or future performance of the Fund. Actual future fees and expenses and actual future performance may be higher or lower than those shown. Fees and expenses are only one of several factors that participants and beneficiaries should consider when making investment decisions. **State Street assumes no liability in connection with the accuracy or completeness of the plan-level expense information provided by CalPERS Supplemental Income 457 Plan or any performance information to the extent it is based on such plan-level expense information.** © 2024 State Street Corporation. All Rights Reserved. Tracking Number:2253225.71.AM.RTL Expiration Date: 04/30/2025

State Street Real Asset Non-Lending Series Fund Class A

CalPERS Supplemental Income 457 Plan

Fact Sheet
Defined Contribution

31 December 2024

State Street Real Asset Non-Lending Series Fund Class A ("Class A") represents units of ownership in the State Street Real Asset Non-Lending Series Fund (the "Fund").

The Fund seeks to offer broad, cost effective exposure to commodities, global natural resource equities, global infrastructure equities, U.S. commercial real estate securities, and U.S inflation linked bonds.

Investment Objective

The Fund seeks an investment return that approximates as closely as practicable, before expenses, the performance of the its custom index (the "Index") over the long term. The Fund seeks to approximate its custom benchmark, which is comprised of 25% Bloomberg Roll Select Commodity IndexSM, 25% S&P[®] Global LargeMidCap Commodity and Resources Index, 20% S&P[®] Global Infrastructure Index, 20% Bloomberg US Government Inflation-Linked 1-10 Year Bond Index, and 10% Dow Jones U.S. Select REIT IndexSM.

Investment Strategy

The Fund seeks to offer diversification and a disciplined rebalancing process by investing approximately 25% of the Fund's assets in commodities, 25% in global natural resource stocks, 20% in global infrastructure stocks, 10% in U.S. REITs, and 20% in U.S. intermediate TIPS. The Fund seeks to approximate, as closely as practicable, before expenses, the performance of its custom Index over the long term, which is designed to seek to provide a long-term targeted return in excess of the U.S. CPI measure of inflation, while targeting a level of risk, as measured by standard deviation, similar to longer-dated U.S. TIPS, over the long term. Both of these

metrics are based on SSGA's expectations for future returns, risk and correlations across the included asset classes and cannot be guaranteed.

The Fund's asset class exposures are rebalanced on a quarterly basis. Asset class differences in weightings and increased portfolio risk relative to the Index may occur as a result of intra-quarter market movements. The Fund may allocate cash flows or partially rebalance the Fund in efforts to reduce differences in weightings compared with the Index, or to maintain an active risk level that is consistent with the Fund's objective.

SSGA may implement the Fund's asset allocations through investments in investment pools (which may, but will not necessarily, be registered under the U.S. Investment Company Act of 1940, as amended) managed or sponsored by SSGA or an affiliate. Because of the unit issuance processes employed by the various underlying investment pools, allocations by the Fund to certain pools on a given trading day may be invested in such pools at the next trading day's net asset value per unit. This will result in the portion of the Fund's assets being invested in such investment pools being held in cash for the trading day and may result in increased tracking error. This could adversely impact the return to any investor. The Fund, or any of the investment pools in which it invests, may hold a portion of its assets in cash and cash instruments, including short-term investment vehicles managed by SSGA or an affiliate. SSGA will not normally enter into foreign currency exchange transactions for the Fund. The Fund's return may not match the return of its Index.

This fact sheet provides summary information about the Fund and is provided by the CalPERS Supplemental Income 457 Plan. It should be read in conjunction with the Fund's applicable Strategy Disclosure Document, which is available upon request. The Strategy Disclosure Document contains important information about the Fund, including a description of a number of risks associated with investing in the Fund.

Key Facts

- Managed using an indexing strategy
- Invests in other investment pools, including other State Street products
- Investment pools in which the Fund invests may use futures and other derivatives
- The Fund (or any underlying investment pools) may not lend its portfolio
- The Fund is not leveraged
- Will not sell securities short

Total Returns (As of 12/31/2024)

	Fund (%)	Benchmark (%)
1 Month	-3.20	-3.18
Q4 2024	-4.32	-4.28
YTD	4.22	4.37
1 Year	4.22	4.37
3 Year	2.60	2.85
5 Year	6.04	6.23
7 Year	4.97	5.23
10 Year	3.99	4.30
Inception to Date (01 May 2010)	2.68	3.63
Best Year Since Inception (2021)	20.69	21.16
Worst Year Since Inception (2015)	-14.43	-14.06

The model returns are provided net of the Fund's expenses (described on the last page under the Fee Disclosure section) and then further adjusted to reflect the deduction of the plan level expenses, which may include, among others, investment management, recordkeeping, account administration, account manager, administrative, investment services and contingency reserve fees, of 0.34% (as specified by the CalPERS Supplemental Income 457 Plan). All returns greater than 1 year are annualized. Performance shown represents past performance. Past performance is not a guarantee of future results. Current performance may be lower or higher than the performance shown above. Index returns are unmanaged and do not reflect the deduction of any fees or expenses. Index returns reflect all items of income, gain and loss and the reinvestment of dividends and other income.

Characteristics

Beta (Trailing 36 Months)	1.00
Standard Deviation (Annualized 36 Months)	12.49%
Expense Ratio	0.05%
Turnover (As-of FYE 12/31)	21.32%

Real Asset REIT

Total Number of Holdings	103
Weighted Average Market Cap (M)	US\$40,888.30

Real Asset Natural Resources

Price/Earnings (Forward 12 Months)	11.8x
Price/Book Ratio	1.5x
Annual Dividend Yield (Trailing 12 Months)	3.67%
Total Number of Holdings	229
Weighted Average Market Cap (M)	US\$86,078.66

Real Asset U.S. TIPS

Real Yield	2.01%
Real Duration	4.27
Average Effective Convexity	0.26

Sector Allocation

Real Asset REIT

Industrial REITs	19.11%
Health Care REITs	15.53
Retail REITs	12.48
Apartments	11.42
Self-Storage REITs	8.77
Data Center REITs	8.74
Malls REIT	5.54
Diversified REITs	3.76
Hotel & Resort REITs	3.41
Office REITs	3.13
Single-Family Residential REITs	3.01
Manufactured Homes	2.64
Multi-Family Residential REITs	0.62
Other Specialized REITs	0.57
Mixed Industrial/Office	0.50
Factory Outlets	0.36

The Fund is a collective investment trust managed by State Street Global Advisors Trust Company (SSGA), and is not a mutual fund. The Fund is not FDIC insured, nor is it an obligation or deposit of, or guaranteed by State Street Corporation, SSGA or its affiliates.

"Bloomberg" and all Bloomberg Indices are service marks of Bloomberg Finance L.P. and its affiliates, including Bloomberg Index Services Limited ("BISL"), the administrator of the index (collectively, "Bloomberg") and have been licensed for use for certain purposes by SSGA. Bloomberg is not affiliated with SSGA, and Bloomberg does not approve, endorse, review, or recommend any SSGA product. Bloomberg does not guarantee the timeliness, accurateness, or completeness of any data or information relating to any SSGA product. Prior to 3/31/2022, all Bloomberg fixed income indices were known as Bloomberg Barclays fixed income indices.

If your account holds Russian securities and instruments, then as of the date of this publication, they have been fair valued. Such fair value may be zero. If your portfolio holds such Russian securities and instruments, then the portfolio may not be able to dispose of such securities and instruments depending on the relevant market, applicable sanctions requirements, and/or Russian capital controls or other counter measures. In such circumstances, the portfolio would continue to own and have exposure to Russian-related issuers and markets. Please refer to your portfolio holdings report.

Certain supplemental information may be rounded and may result in the total not adding up to 100.

Characteristics and allocations, if shown, are subject to change and should not be relied upon as current thereafter. This information should not be considered a recommendation to invest in a particular sector or to buy or sell any security shown. It is not known whether the sectors or securities shown will be profitable in the future.

The portfolio turnover rate is as-of the prior fiscal year-end ("FYE"). It is calculated consistent with Form N-1A by dividing the lesser amounts of purchases or sales of portfolio securities (i.e., underlying Fund shares) for the fiscal year by the monthly average value of the portfolio securities owned by the Fund during the fiscal year.

Commodities (Bloomberg Roll Select Commodity Sector Index)	
Energy	28.28%
Agriculture	27.44
Precious Metals	23.03
Industrial Metals	15.35
Livestock	5.92
Real Asset Natural Resources	
Materials	55.86%
Energy	34.19
Consumer Staples	9.95
Real Asset U.S. TIPS	
Treasury	99.56%
Cash	0.44
Real Asset Infrastructure	
Industrials	38.76%
Utilities	38.66
Energy	22.58

Asset Allocation	Target Weights (%)
Commodities	25.00
Global Equities	25.00
TIPS	20.00
Infrastructure	20.00
Real Estate	10.00

Risk Management

SSGA monitors the Fund's portfolio on an ongoing basis to minimize variances from its benchmark exposures, and initiates trades as part of the Fund's rebalancing process or to accommodate periodic cash flows.

Additional Information

For more information on plan expenses and current performance information, including performance to the most recent month-end, please visit the Plan website at: <https://calpers.voya.com>. You may also contact CalPERS at (800) 260-0659.

ssga.com

Information Classification: General

The Fund is managed by State Street Global Advisors Trust Company, a wholly owned subsidiary of State Street Bank and Trust Company.

Custom Index Description

The Dow Jones U.S. Select REIT IndexSM

The Dow Jones U.S. Select REIT Index is a market capitalization-weighted index comprising publicly traded real estate investment trusts (REITs). No special purpose or healthcare REITs are included. The Index is rebalanced monthly and reconstituted quarterly. The Dow Jones U.S. Select REIT IndexSM is calculated and distributed by Dow Jones Indexes pursuant to an agreement with Dow Jones & Company, Inc. Dow Jones is the service mark of Dow Jones & Company.

S&P[®] Global LargeMidCap Commodity and Resources Index S&P Global LargeMidCap Commodity and Resources Index is comprised of S&P Global LargeMidCap constituents that are related to three natural resources buckets: Energy, Materials and Agriculture. Each natural resources bucket is weighted approximately 33.33% providing a more balanced index.

S&P[®] Global Infrastructure Index The S&P Global Infrastructure Index is designed to track 75 companies from around the world chosen to represent the listed infrastructure industry while maintaining liquidity and tradability. S&P[®] Global LargeMidCap Commodity and Resources Index, S&P[®] Global Infrastructure Index and Dow Jones U.S. Select REIT IndexSM are products of S&P Dow Jones Indices LLC ("SPDJL"), and have been licensed for use by SSGA. S&P[®] is a registered trademark of Standard & Poor's Financial Services LLC ("S&P"); Dow Jones[®] is a registered trademark of Dow Jones Trademark Holdings LLC ("Dow Jones").

The Bloomberg Roll Select Commodity IndexSM The Bloomberg Roll Select Commodity Index is a broad based commodity index. It is comprised of 20 commodity futures contracts spread across five main commodity groups: Agriculture, Energy, Livestock, Industrial Metals and Precious Metals. The index aims to mitigate the effects of contango on index performance. For each commodity, the index rolls into the futures contract showing the most backwardation or least contango, selecting from those contracts with nine months or fewer until

expiration.

The Bloomberg US Government Inflation-Linked 1-10 Year Bond Index The Bloomberg US Government Inflation-Linked 1-10 Year Bond Index is designed to measure the performance of the inflation protected public obligations of the U.S. Treasury commonly known as "TIPS" that have a remaining maturity greater than or equal to 1 year and less than 10 years. TIPS are securities issued by the U.S. Treasury that are designed to provide inflation protection to investors.

Important Message About Risk

Investing involves risk including the risk of loss of principal. Generally, among asset classes, stocks are more volatile than bonds or short-term instruments. Stock values fluctuate in response to the activities of individual companies and general market and economic conditions and at times the risk level of the Fund may be greater than that of the U.S. stock market in general. In addition, the Fund may use derivative instruments which may involve additional risks such as potential illiquidity of the markets, credit risk, currency risk, leverage risk and counterparty risk.

All information is from SSGA unless otherwise noted and has been obtained from sources believed to be reliable, but its accuracy is not guaranteed. There is no representation or warranty as to the current accuracy, reliability or completeness of, nor liability for, decisions based on such information and it should not be relied on as such.

The Fund is a bank-maintained collective investment fund maintained and managed by State Street Global Advisors Trust Company (SSGA). SSGA is a limited purpose trust company established under the laws of the Commonwealth of Massachusetts. In reliance upon an exemption from the registration requirements under the federal securities laws, investments in the fund are not registered with the Securities and Exchange Commission ("SEC") or any state securities regulator. In reliance upon an exclusion from the definition of an investment company under the Investment Company Act of 1940, as amended, the fund is not registered with the SEC as an investment company. SSGA and its fiduciary activities are overseen by the Massachusetts Department of Banks (MA DOB) and, as a subsidiary of State Street Corp., a bank holding company, the Federal Reserve. Neither the MA DOB nor the Federal Reserve have reviewed or approved the Fund or the information contained herein. The Fund is offered to certain eligible defined

contribution plans pursuant to the Declaration of Trust of the State Street Global Advisors Trust Company Investment Funds for Tax Exempt Retirement Plans, which establishes SSGA's powers, authority and obligations in respect of the investment, administration and operation of the Fund as well as the eligibility, rights and obligations of each plan participating in the Fund.

The information provided does not constitute investment advice and it should not be relied on as such. It should not be considered a solicitation to buy or an offer to sell any security. It does not take into account any investor's particular investment objectives, strategies, tax status or investment horizon. The information provided herein does not constitute individual investment advice for any plan participant or investor, is informational in nature only, and should not be used by a plan participant or investor as a primary basis for making an investment decision. You should consult your tax and financial advisor prior to making a decision to invest in the Fund. The Fund is not registered with the SEC or any state securities regulator and as such a prospectus is not required.

The trademarks and service marks referenced herein are the property of their respective owners. Third party data providers make no warranties or representations of any kind relating to the accuracy, completeness or timeliness of the data and have no liability for damages of any kind relating to the use of such data.

Fee Disclosure

The Fund seeks to achieve its investment objective by making direct investments in securities or by making investments in other investment funds, including those managed by SSGA and its affiliates ("SSGA Funds"). The Fund indirectly bears a proportional share of the fees and expenses of the SSGA Funds in which the Fund invests ("Indirect Expenses"), which may include, among others, administration, investment management, audit, index and legal fees of the SSGA Funds. Additionally, the Fund incurs direct fees and expenses ("Direct Expenses"), which may include, among others, audit, index, service and legal fees. The Indirect Expenses combined with the Direct Expenses form the Total Annual Operating Expense Ratio ("TAOER"). The TAOER of Class A will equal 0.05% annually. For Class A, the investment management fee is assessed outside the Fund and is not included in the TAOER. A portion of the investment management fee, which may

vary, may be paid to third-parties or intermediaries for recordkeeping, asset servicing, sub-accounting and communication services to plans invested in the Fund. You should contact your Plan Administrator for a complete description of the fees and expenses applicable to Class A units of the Fund.

Transaction costs (including, for example, brokerage costs and taxes, if any) are not reflected in the TAOER but are reflected in the net performance returns of Class A. In the ordinary course, the investment manager does not assess Transaction Charges in connection with the purchase or redemption of units of the Fund. To the extent the Fund invests in one or more SSGA Funds, the Fund itself may incur such Transaction Charges as a result of such investment, which will be reflected in the Fund's net asset value.

The following example is intended to help illustrate the impact of fees and expenses associated with an investment in Class A (based upon the Fund's expenses of .05% and plan-level expenses of .34%, as specified by CalPERS Supplemental Income 457 Plan). It is intended to illustrate the hypothetical cumulative expense that you would incur over various time periods if you were to invest \$10,000 in Class A units of the Fund. This example assumes that the Fund provides a return of 5% a year and that operating expenses of the Fund remain the same. The results apply whether or not you redeem your investment at the end of the given time period.

Example Fees: 1 year - \$39.90; 3 years - \$125.30; 5 years - \$218.76; 10 years - \$492.80

The example outlined above does not represent the actual expenses of the Fund and does not include the investment management fee or any portion of that fee that might be paid to a third party recordkeeper or intermediary. Actual expenses may be higher or lower than those shown.

Fees and expenses are only one of several factors that participants and beneficiaries should consider when making investment decisions.

State Street assumes no liability in connection with the accuracy or completeness of the plan-level expense information provided by CalPERS Supplemental Income 457 Plan or any performance information to the extent it is based on such plan-level expense information.

© 2024 State Street Corporation.

All Rights Reserved.

Tracking Number:2253225.71.AM.RTL

Expiration Date: 04/30/2025

State Street Russell All Cap[®] Index Securities Lending Series Fund Class I

CalPERS Supplemental Income 457 Plan

Fact Sheet
Defined Contribution

31 December 2024

State Street Russell All Cap Index Securities Lending Series Fund Class I ("Class I") represents units of ownership in the State Street Russell All Cap Index Securities Lending Series Fund (the "Fund").

The Fund seeks to offer broad, low cost exposure to the U.S. equity markets diversified across small, medium and large sized companies.

Investment Objective

The Fund seeks an investment return that approximates as closely as practicable, before expenses, the performance of the Russell 3000[®] Index (the "Index") over the long term.

Investment Strategy

The Fund is managed using an "indexing" investment approach, by which SSGA attempts to approximate, before expenses, the performance of the Index over the long term. SSGA will typically attempt to invest in the equity securities comprising the Index, in approximately the same proportions as they are represented in the Index. Equity securities may include common stocks, preferred stocks, depositary receipts, or other securities convertible into common stock. The Fund may purchase securities in their initial public offerings ("IPOs"). In some cases, it may not be possible or practicable to purchase all of the securities comprising the Index, or to hold them in the same weightings as they represent in the Index. In those circumstances, SSGA may employ a sampling or optimization technique to construct the portfolio in question.

From time to time securities are added to or removed from the Index. SSGA may sell securities that are represented in the Index, or purchase securities that are not yet represented in the Index, prior to or after their removal or addition to the Index.

The Fund may at times purchase or sell index futures contracts, or options on those futures, or engage in other transactions involving the use of derivatives, in lieu of investment directly in the securities making up the Index or to enhance the Fund's replication of the Index return. The Fund's return may not match the return of the Index.

Key Facts

- Managed using an indexing strategy
- May use futures and other derivatives
- May invest in other investment pools, including those managed by SSGA and its affiliates
- The Fund is not leveraged
- Will not sell securities short

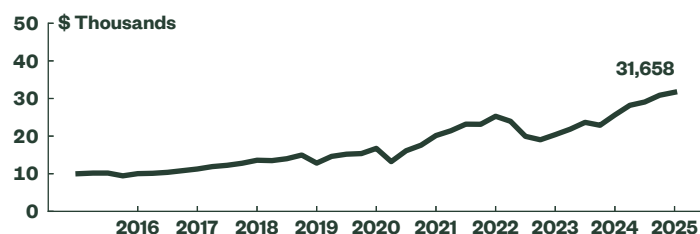
This fact sheet provides summary information about the Fund and is provided by the CalPERS Supplemental Income 457 Plan. It should be read in conjunction with the Fund's applicable Strategy Disclosure Document, which is available upon request. The Strategy Disclosure Document contains important information about the Fund, including a description of a number of risks associated with investing in the Fund.

Total Returns (As of 12/31/2024)

	Fund (%)	Benchmark (%)
1 Month	-3.08	-3.06
Q4 2024	2.58	2.63
YTD	23.51	23.81
1 Year	23.51	23.81
3 Year	7.80	8.00
5 Year	13.60	13.86
7 Year	12.85	13.16
10 Year	12.21	12.54
Inception to Date (01 Jun 1997)	8.90	9.27
Best Year Since Inception (2013)	31.87	33.55
Worst Year Since Inception (2008)	-37.36	-37.31

The model returns are provided net of the Fund's expenses (described on the last page under the Fee Disclosure section) and then further adjusted to reflect the deduction of the plan level expenses, which may include, among others, investment management, recordkeeping, account administration, account manager, administrative, investment services and contingency reserve fees, of 0.21% (as specified by the CalPERS Supplemental Income 457 Plan). All returns greater than 1 year are annualized. Performance shown represents past performance. Past performance is not a guarantee of future results. Current performance may be lower or higher than the performance shown above. Index returns are unmanaged and do not reflect the deduction of any fees or expenses. Index returns reflect all items of income, gain and loss and the reinvestment of dividends and other income.

The performance figures listed above do not take into account the mark-to-market unit value of the securities lending cash collateral pool held by the Fund. If the Fund marked-to-market units in the securities lending cash collateral pool, performance may be lower. Please see the last page for additional information about Securities Lending.

Growth of \$10,000

The hypothetical \$10,000 investment chart is plotted quarterly, and includes reinvestment of dividends and capital gains. There is no direct correlation between a hypothetical investment and the anticipated performance of the Fund.

Characteristics

Beta (Trailing 36 Months)	1.00
Standard Deviation (Annualized 36 Months)	17.56%
Expense Ratio	0.012%
Turnover (As-of FYE 12/31)	4.29%
Price/Earnings (Forward 12 Months)	25.1x
Price/Book Ratio	4.1x
Estimated 3-5 Year EPS Growth	14.00%
Annual Dividend Yield (Trailing 12 Months)	1.28%
Total Number of Holdings	2,513
Weighted Average Market Cap (M)	US\$962,909.08

The Fund is a collective investment trust managed by State Street Global Advisors Trust Company (SSGA), and is not a mutual fund. The Fund is not FDIC insured, nor is it an obligation or deposit of, or guaranteed by State Street Corporation, SSGA or its affiliates.

The Russell 3000® Index measures the performance of the largest 3,000 U.S. companies representing approximately 98% of the investable U.S. equity market.

Frank Russell Company is the source and owner of the trademarks, service marks and copyrights related to the Russell Indexes. Russell 3000® Index is a trademark of Frank Russell Company.

Certain supplemental information may be rounded and may result in the total not adding up to 100.

The top holdings are presented to illustrate examples of the securities that the Fund has bought and may not be representative of the Fund's current or future investments. In the case of fixed income and cash funds the securities are aggregated and shown at the issuer level. The top holdings do not include other assets or instruments that may be held by the Fund including, for example and not by way of limitation, cash or cash equivalents and derivatives such as futures, options and swaps. The figures presented are as of the date shown above, do not include the Fund's entire investment portfolio, and may change at any time.

The portfolio turnover rate is as-of the prior fiscal year-end ("FYE"). It is calculated consistent with Form N-1A by dividing the lesser amounts of purchases or sales of portfolio securities (i.e., underlying Fund shares) for the fiscal year by the monthly average value of the portfolio securities owned by the Fund during the fiscal year.

Portfolio characteristics are calculated using the month end market value of holdings except, if shown, for beta and standard deviation which use month end return values. Averages reflect the market weight of securities in the portfolio.

Market data, prices, and dividend estimates for characteristics calculations provided by FactSet Research Systems, Inc. All other portfolio data provided by SSGA.

Characteristics are as of the date indicated, are subject to change, and should not be relied upon as current thereafter. Sector reporting based on the Russell Global Sectors Classification System (RGS) which is licensed for use by State Street. Effective September 21, 2020, the Russell Global Sector (RGS) scheme migrated to the new ICB industry structure and broke out "Telecommunications" from "Utilities", "Real Estate" from "Financial Services", and reclassified "Financial Services", "Producer Durables" and "Materials & Processing" as "Financials", "Industrials" and "Basic Materials".

Sector Allocation	Percent
Technology	34.54
Consumer Discretionary	15.32
Industrials	12.71
Financials	11.46
Health Care	9.97
Consumer Staples	3.95
Energy	3.45
Real Estate	2.54
Utilities	2.50
Telecommunications	2.05
Basic Materials	1.51

Top Holdings	Percent
APPLE INC	6.34
NVIDIA CORP	5.56
MICROSOFT CORP	5.54
AMAZON.COM INC	3.64
META PLATFORMS INC-CLASS A	2.27
TESLA INC	1.98
ALPHABET INC-CL A	1.97
BROADCOM INC	1.86
ALPHABET INC-CL C	1.63
BERKSHIRE HATHAWAY INC-CL B	1.47

Additional Information

For more information on plan expenses and current performance information, including performance to the most recent month-end, please visit the Plan website at: <https://calpers.voya.com>. You may also contact CalPERS at (800) 260-0659.

Risk Management

SSGA monitors the overall risk of the Fund, to seek to avoid unintended risk relative to the Index. SSGA manages portfolio characteristics and transaction costs in a manner intended to provide a return as close as practicable to the benchmark return.

Securities Lending

The Fund may participate in an agency securities lending program (the "Lending Program") sponsored by State Street Bank and Trust Company ("State Street") for the purpose of lending the Fund's securities and investing the collateral in a collateral reinvestment fund (each a "Collateral Pool"). None of the Collateral Pools are FDIC-insured bank deposits or otherwise guaranteed by SSGA or State Street or any of their respective affiliates. Investors may lose money by participating in the Lending Program and through investments in a Collateral Pool. For more information, including the risks associated with participating in the Lending Program you should review the SSGA Securities Lending Program Disclosure and the disclosure document and fact sheet for the relevant Collateral Pool.

ssga.com

Information Classification: General

The Fund is managed by State Street Global Advisors Trust Company, a wholly owned subsidiary of State Street Bank and Trust Company.

Important Message About Risk

Investing involves risk including the risk of loss of principal. Equity securities are volatile and can decline significantly in response to broad market and economic conditions. Generally, among asset classes, stocks are more volatile than bonds or short-term instruments. Stock values fluctuate in response to the activities of individual companies, the stock market and economic conditions. At times, the risk level of the Fund may be greater than that of the U.S. stock market in general. In addition, the Fund may use derivative instruments which may involve additional risks such as potential illiquidity of the markets, credit risk, currency risk, leverage risk and counterparty risk. All information is from SSGA unless otherwise noted and has been obtained from sources believed to be reliable, but its accuracy is not guaranteed. There is no representation or warranty as to the current accuracy, reliability or completeness of, nor liability for, decisions based on such information and it should not be relied on as such. The Fund is a bank-maintained collective investment fund maintained and managed by State Street Global Advisors Trust Company (SSGA). SSGA is a limited purpose trust company established under the laws of the Commonwealth of Massachusetts. In reliance upon an exemption from the registration requirements under the federal securities laws,

investments in the fund are not registered with the Securities and Exchange Commission ("SEC") or any state securities regulator. In reliance upon an exclusion from the definition of an investment company under the Investment Company Act of 1940, as amended, the fund is not registered with the SEC as an investment company. SSGA and its fiduciary activities are overseen by the Massachusetts Department of Banks (MA DOB) and, as a subsidiary of State Street Corp., a bank holding company, the Federal Reserve. Neither the MA DOB nor the Federal Reserve have reviewed or approved the Fund or the information contained herein. The Fund is offered to certain eligible defined contribution plans pursuant to the Declaration of Trust of the State Street Global Advisors Trust Company Investment Funds for Tax Exempt Retirement Plans, which establishes SSGA's powers, authority and obligations in respect of the investment, administration and operation of the Fund as well as the eligibility, rights and obligations of each plan participating in the Fund. The information provided does not constitute investment advice and it should not be relied on as such. It should not be considered a solicitation to buy or an offer to sell any security. It does not take into account any investor's particular investment objectives, strategies, tax status or investment horizon. The information provided herein does not constitute individual investment advice for any plan participant or investor, is informational in nature only, and should not be used by a plan participant or investor as a primary basis for making an investment decision. You should consult your tax and financial advisor prior to making a decision to invest in the Fund. The Fund is not registered with the SEC or any state securities regulator and as such a prospectus is not required. The trademarks and service marks referenced herein are the property of their respective owners. Third party data providers make no

warranties or representations of any kind relating to the accuracy, completeness or timeliness of the data and have no liability for damages of any kind relating to the use of such data.

Fee Disclosure

The Fund seeks to achieve its investment objective by making direct investments in securities or by making investments in other investment funds, including those managed by SSGA and its affiliates ("SSGA Funds"). The Fund indirectly bears a proportional share of the fees and expenses of the SSGA Funds in which the Fund invests ("Indirect Expenses"), which may include, among others, administration, investment management, audit, index and legal fees of the SSGA Funds. Additionally, the Fund incurs direct fees and expenses ("Direct Expenses"), which may include, among others, audit, index, service and legal fees. The Indirect Expenses combined with the Direct Expenses form the Total Annual Operating Expense Ratio ("TAOER"). The TAOER of Class I will equal 0.012% annually. For Class I, the investment management fee is assessed outside the Fund and is not included in the TAOER. A portion of the investment management fee, which may vary, may be paid to third-parties or intermediaries for recordkeeping, asset servicing, sub-accounting and communication services to plans invested in the Fund. You should contact your Plan Administrator for a complete description of the fees and expenses applicable to Class I units of the Fund. Transaction costs (including, for example, brokerage costs and taxes, if any) are not reflected in the TAOER but are reflected in the net performance returns of Class I. In the ordinary course, the investment manager does not assess Transaction Charges in connection with the purchase or redemption of units of the Fund. To the extent the Fund invests in one or

more SSGA Funds, the Fund itself may incur such Transaction Charges as a result of such investment, which will be reflected in the Fund's net asset value. The following example is intended to help illustrate the impact of fees and expenses associated with an investment in Class I (based upon the Fund's expenses of .012% and plan-level expenses of .21%, as specified by CalPERS Supplemental Income 457 Plan). It is intended to illustrate the hypothetical cumulative expense that you would incur over various time periods if you were to invest \$10,000 in Class I units of the Fund. This example assumes that the Fund provides a return of 5% a year and that operating expenses of the Fund remain the same. The results apply whether or not you redeem your investment at the end of the given time period. Example Fees: 1 year - \$22.73; 3 years - \$71.50; 5 years - \$125.04; 10 years - \$282.95. The example outlined above does not represent the actual expenses of the Fund and does not include the investment management fee or any portion of that fee that might be paid to a third party recordkeeper or intermediary. Actual expenses may be higher or lower than those shown. Fees and expenses are only one of several factors that participants and beneficiaries should consider when making investment decisions. **State Street assumes no liability in connection with the accuracy or completeness of the plan-level expense information provided by CalPERS Supplemental Income 457 Plan or any performance information to the extent it is based on such plan-level expense information.** © 2024 State Street Corporation. All Rights Reserved. Tracking Number:2253225.71.AM.RTL Expiration Date: 04/30/2025

State Street U.S. Short-Term Government/Credit Bond Index Securities Lending Series Fund Class I

CalPERS Supplemental Income 457 Plan

Fact Sheet
Defined Contribution

31 December 2024

The State Street U.S. Short-Term Government/Credit Bond Index Securities Lending Series Fund Class I ("Class I") represents units of ownership in the State Street U.S. Short-Term Government/Credit Bond Index Securities Lending Series Fund (the "Fund").

The Fund seeks to offer broad, low cost exposure to U.S. fixed income securities with maturities ranging from 1-3 years.

Investment Objective

The Fund seeks an investment return that approximates as closely as practicable, before expenses, the performance of the Bloomberg U.S. 1-3 Year Government/Credit Bond Index (the "Index") over the long term.

Investment Strategy

The Fund is managed using an "indexing" investment approach, by which SSGA attempts to approximate, before expenses, the performance of the Index over the long term. The Fund will not necessarily own all of the securities included in the Index.

The Fund may attempt to invest in the securities comprising the Index, in the same proportions as they are represented in the Index, in limited cases where we believe it is practical to do so. However, due to the diverse composition of securities in the Index and the fact that many of the securities comprising the Index may be unavailable for purchase, it may not be possible for the Fund to purchase some of the securities comprising the Index. In such a case, SSGA will select securities for the Portfolio that SSGA expects will provide a return comparable to that of the Index.

SSGA expects that it will typically seek to replicate Index returns for the Portfolio through investments in the "cash" bond markets - actual holdings of debt securities and other instruments - rather than through "notional" or "synthetic" positions achieved through the use of derivatives, such as futures contracts or swap transactions (except in the unusual case where SSGA believes that use of derivatives is necessary to achieve an exposure that is not readily available through the cash markets).

The Fund's return may not match the return of the Index. There may be an increased variance between the return of the Fund and the return of the Index due to differences between the Index pricing source and the source utilized to price the Fund.

Key Facts

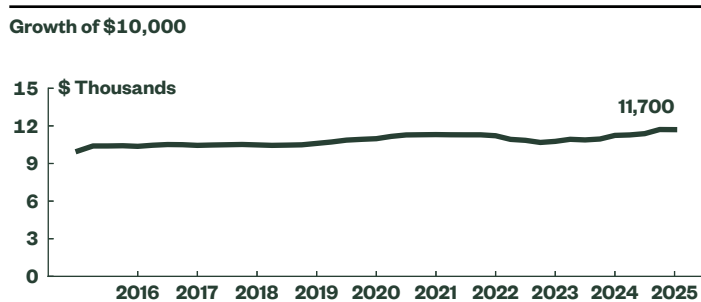
- Managed using an indexing strategy
- Does not normally use futures or other derivatives to create "notional" or "synthetic" index exposures
- May invest in other investment pools, including those managed by SSGA and its affiliates
- The Fund is not leveraged
- Will not sell securities short

This fact sheet provides summary information about the Fund and is provided by the CalPERS Supplemental Income 457 Plan. It should be read in conjunction with the Fund's applicable Strategy Disclosure Document, which is available upon request. The Strategy Disclosure Document contains important information about the Fund, including a description of a number of risks associated with investing in the Fund.

Total Returns (As of 12/31/2024)		
	Fund (%)	Benchmark (%)
1 Month	0.18	0.21
Q4 2024	-0.07	-0.02
YTD	4.10	4.36
1 Year	4.10	4.36
3 Year	1.43	1.69
5 Year	1.28	1.58
7 Year	1.58	1.93
10 Year	1.23	1.63
Inception to Date (01 Jan 2010)	1.08	1.55
Best Year Since Inception (2023)	4.42	4.61
Worst Year Since Inception (2022)	-4.01	-3.69

The model returns are provided net of the Fund's expenses (described on the last page under the Fee Disclosure section) and then further adjusted to reflect the deduction of the plan level expenses, which may include, among others, investment management, recordkeeping, account administration, account manager, administrative, investment services and contingency reserve fees, of 0.22% (as specified by the CalPERS Supplemental Income 457 Plan). All returns greater than 1 year are annualized. Performance shown represents past performance. Past performance is not a guarantee of future results. Current performance may be lower or higher than the performance shown above. Index returns are unmanaged and do not reflect the deduction of any fees or expenses. Index returns reflect all items of income, gain and loss and the reinvestment of dividends and other income.

The performance figures listed above do not take into account the mark-to-market unit value of the securities lending cash collateral pool held by the Fund. If the Fund marked-to-market units in the securities lending cash collateral pool, performance may be lower. Please see the last page for additional information about Securities Lending.



The hypothetical \$10,000 investment chart is plotted quarterly, and includes reinvestment of dividends and capital gains. There is no direct correlation between a hypothetical investment and the anticipated performance of the Fund*.

Characteristics	
Expense Ratio	0.012%
Turnover (As-of FYE 12/31)	58.20%
Total Number of Holdings	962
Effective Duration	1.84
Average Credit Quality	AA3
Average Effective Convexity	0.04
Average Effective Maturity	1.95
Average Yield to Worst	4.40%

Sector Allocation	Percent
Treasury	69.40
Corporate - Industrial	11.71
Corporate - Finance	11.58
Non Corporates	4.55
Agency	1.49
Corporate - Utility	1.38
Other	-0.11

The Fund is a collective investment trust managed by State Street Global Advisors Trust Company (SSGA), and is not a mutual fund. The Fund is not FDIC insured, nor is it an obligation or deposit of, or guaranteed by State Street Corporation, SSGA or its affiliates.

The Bloomberg U.S. 1-3 Year Government/Credit Bond Index includes all public obligations of the U.S. Treasury and all publicly issued debt of the U.S. Government agencies and quasi-federal corporations with maturities ranging from 1 to 3 years. It also includes all publicly issued, fixed rate, non-convertible, investment grade, U.S. dollar denominated, SEC registered corporate debt with maturities ranging from 1 to 3 years.

"Bloomberg" and all Bloomberg Indices are service marks of Bloomberg Finance L.P. and its affiliates, including Bloomberg Index Services Limited ("BISL"), the administrator of the index (collectively, "Bloomberg") and have been licensed for use for certain purposes by SSGA. Bloomberg is not affiliated with SSGA, and Bloomberg does not approve, endorse, review, or recommend any SSGA product. Prior to 3/31/2022, all Bloomberg fixed income indices were known as Bloomberg Barclays fixed income indices.

Certain supplemental information may be rounded and may result in the total not adding up to 100.

The top holdings are presented to illustrate examples of the securities that the Fund has bought and may not be representative of the Fund's current or future investments. In the case of fixed income and cash funds the securities are aggregated and shown at the issuer level. The top holdings do not include other assets or instruments that may be held by the Fund including, for example and not by way of limitation, cash or cash equivalents and derivatives such as futures, options and swaps. The figures presented are as of the date shown above, do not include the Fund's entire investment portfolio, and may change at any time.

The portfolio turnover rate is as-of the prior fiscal year-end ("FYE"). It is calculated consistent with Form N-1A by dividing the lesser amounts of purchases or sales of portfolio securities (i.e., underlying Fund shares) for the fiscal year by the monthly average value of the portfolio securities owned by the Fund during the fiscal year.

Characteristics are calculated using the month-end market value of holdings of the representative account, and where averages are shown these reflect the market weights of the securities in the representative account. For beta and standard deviation, if shown, these reflect Composite month-end returns. Characteristics are as of the date indicated, are subject to change, and should not be relied upon as current thereafter.

Market data, prices, and estimates for characteristics calculations provided by Bloomberg Portfolio Risk and Analytics Schedule of Services (PORT+). Average Credit Quality reflects market value weight of all the rated securities held by the portfolio (excludes unrated securities) using the middle rating provided by either S&P, Moody's and Fitch or lower if only two agency ratings are available. All other portfolio data provided by SSGA. Fixed income asset class and country reporting based on Bloomberg indices.

Top Issuers	Percent
US/T	69.40
FHLB	0.97
JPM	0.90
BAC	0.80
MS	0.74
WFC	0.66
C	0.63
KFW	0.58
ASIA	0.55
GS	0.55

Credit Quality Breakdown	Percent
Aaa	3.16
Aa	74.67
A	12.15
Baa	10.02

Top Countries	Percent
UNITED STATES	90.50
CANADA	2.21
SUPRANATIONAL	2.19
UNITED KINGDOM	1.14
JAPAN	1.00
GERMANY	0.82
AUSTRALIA	0.50
SOUTH KOREA	0.26
SPAIN	0.22
NETHERLANDS	0.19

Risk Management

SSGA monitors the overall risk of the Fund, to seek to avoid unintended risk relative to the Index. SSGA manages portfolio characteristics and transaction costs in a manner intended to provide a return as close as practicable to the benchmark return.

Securities Lending

The Fund may participate in an agency securities lending program (the "Lending Program") sponsored by State Street Bank and Trust Company ("State Street") for the purpose of lending the Fund's securities and investing the collateral in a collateral reinvestment fund (each a "Collateral Pool"). None of the Collateral Pools are FDIC-insured bank deposits or otherwise guaranteed by SSGA or State Street or any of their respective affiliates. Investors may lose money by participating in the Lending Program and through investments in a Collateral Pool. For more information, including the risks associated with participating in the Lending Program you should review the SSGA Securities Lending Program Disclosure and the disclosure document and fact sheet for the relevant Collateral Pool.

Additional Information

For more information on plan expenses and current performance information, including performance to the most recent month-end, please visit the Plan website at: <https://calpers.voya.com>. You may also contact CalPERS at (800) 260-0659.

ssga.com

Information Classification: General

The Fund is managed by State Street Global Advisors Trust Company, a wholly owned subsidiary of State Street Bank and Trust Company.

Important Message About Risk

Investing involves risk including the risk of loss of principal. Bonds generally present less short-term risk and volatility than stocks, but are subject to: interest rate risk (as interest rates rise, bond prices usually fall); issuer default risk; issuer credit risk; liquidity risk; and inflation risk. These effects are usually more pronounced for longer-term securities. Any fixed income security sold or redeemed prior to maturity may be subject to a substantial gain or loss. In addition, the Fund may use derivative instruments which may involve additional risks such as potential illiquidity of the markets, credit risk, currency risk, leverage risk and counterparty risk.

All information is from SSGA unless otherwise noted and has been obtained from sources believed to be reliable, but its accuracy is not guaranteed. There is no representation or warranty as to the current accuracy, reliability or completeness of, nor liability for, decisions based on such information and it should not be relied on as such.

The Fund is a bank-maintained collective investment fund maintained and managed by State Street Global Advisors Trust Company (SSGA). SSGA is a limited purpose trust company established under the laws of the Commonwealth of Massachusetts. In reliance upon an exemption from the registration requirements under the federal securities laws,

investments in the fund are not registered with the Securities and Exchange Commission ("SEC") or any state securities regulator. In reliance upon an exclusion from the definition of an investment company under the Investment Company Act of 1940, as amended, the fund is not registered with the SEC as an investment company. SSGA and its fiduciary activities are overseen by the Massachusetts Department of Banks (MA DOB) and, as a subsidiary of State Street Corp., a bank holding company, the Federal Reserve. Neither the MA DOB nor the Federal Reserve have reviewed or approved the Fund or the information contained herein. The Fund is offered to certain eligible defined contribution plans pursuant to the Declaration of Trust of the State Street Global Advisors Trust Company Investment Funds for Tax Exempt Retirement Plans, which establishes SSGA's powers, authority and obligations in respect of the investment, administration and operation of the Fund as well as the eligibility, rights and obligations of each plan participating in the Fund.

The information provided does not constitute investment advice and it should not be relied on as such. It should not be considered a solicitation to buy or an offer to sell any security. It does not take into account any investor's particular investment objectives, strategies, tax status or investment horizon. The information provided herein does not constitute individual investment advice for any plan participant or investor, is informational in nature only, and should not be used by a plan participant or investor as a primary basis for making an investment decision. You should consult your tax and financial advisor prior to making a decision to invest in the Fund. The Fund is not registered with the SEC or any state securities regulator and as such a prospectus is not required.

The trademarks and service marks referenced herein are the property of their respective owners. Third party data providers make no

warranties or representations of any kind relating to the accuracy, completeness or timeliness of the data and have no liability for damages of any kind relating to the use of such data.

Fee Disclosure

The Fund seeks to achieve its investment objective by making direct investments in securities or by making investments in other investment funds, including those managed by SSGA and its affiliates ("SSGA Funds"). The Fund indirectly bears a proportional share of the fees and expenses of the SSGA Funds in which the Fund invests ("Indirect Expenses"), which may include, among others, administration, investment management, audit, index and legal fees of the SSGA Funds. Additionally, the Fund incurs direct fees and expenses ("Direct Expenses"), which may include, among others, audit, index, service and legal fees. The Indirect Expenses combined with the Direct Expenses form the Total Annual Operating Expense Ratio ("TAOER"). The TAOER of Class I will equal 0.012% annually. For Class I, the investment management fee is assessed outside the Fund and is not included in the TAOER. A portion of the investment management fee, which may vary, may be paid to third-parties or intermediaries for recordkeeping, asset servicing, sub-accounting and communication services to plans invested in the Fund. You should contact your Plan Administrator for a complete description of the fees and expenses applicable to Class I units of the Fund. Transaction costs (including, for example, brokerage costs and taxes, if any) are not reflected in the TAOER but are reflected in the net performance returns of Class I. In the ordinary course, the investment manager does not assess Transaction Charges in connection with the purchase or redemption of units of the Fund. To the extent the Fund invests in one or

more SSGA Funds, the Fund itself may incur such Transaction Charges as a result of such investment, which will be reflected in the Fund's net asset value.

The following example is intended to help illustrate the impact of fees and expenses associated with an investment in Class I (based upon the Fund's expenses of .012% and plan-level expenses of .22%, as specified by CalPERS Supplemental Income 457 Plan). It is intended to illustrate the hypothetical cumulative expense that you would incur over various time periods if you were to invest \$10,000 in Class I units of the Fund. This example assumes that the Fund provides a return of 5% a year and that operating expenses of the Fund remain the same. The results apply whether or not you redeem your investment at the end of the given time period.

Example Fees: 1 year - \$23.75; 3 years - \$74.71; 5 years - \$130.64; 10 years - \$295.55

The example outlined above does not represent the actual expenses of the Fund and does not include the investment management fee or any portion of that fee that might be paid to a third party recordkeeper or intermediary. Actual expenses may be higher or lower than those shown.

Fees and expenses are only one of several factors that participants and beneficiaries should consider when making investment decisions.

State Street assumes no liability in connection with the accuracy or completeness of the plan-level expense information provided by CalPERS Supplemental Income 457 Plan or any performance information to the extent it is based on such plan-level expense information.

© 2024 State Street Corporation.

All Rights Reserved.

Tracking Number:2253225.71.AM.RTL

Expiration Date: 04/30/2025

State Street Short Term Investment Fund

CalPERS Supplemental Income 457 Plan

Fact Sheet
Defined Contribution

31 December 2024

State Street Short Term Investment (STIF) Fund (the "Fund") represents units of ownership in the State Street Short Term Investment Non Lending Series Fund.

The Fund seeks to offer safety of principal and a competitive yield to maximize current income.

Investment Objective

The Fund seeks to provide safety of principal, a high level of liquidity and a competitive yield.

The Fund is not a "money market fund" registered with the U.S. Securities and Exchange Commission ("SEC"), and is not subject to the various rules and limitations that apply to such funds. Although a Fund may seek to maintain a stable or constant net asset value, there can be no assurance that it will do so.

Investment Strategy

The Fund invests principally in high quality, short-term securities and other instruments including, but not limited to, U.S. Treasury bills, notes and bonds, other obligations issued or guaranteed as to principal or interest by the U.S. Government, its agencies or instrumentalities, corporate debt obligations (including commercial paper of U.S. and foreign companies), instruments of U.S. and foreign banks, including time deposits (including Eurodollar Time Deposits), certificates of deposit (including Eurodollar and Yankee Certificates of Deposit) and banker's acceptances, supranational and sovereign debt obligations (including obligations of foreign government subdivisions), mortgage-backed and asset-backed securities, repurchase agreements, funding agreements, money market mutual funds subject to SEC Rule 2a-7, and other

investment pools that SSGA determines to be consistent with the Fund's investment objective. All securities held by the Fund are U.S. dollar denominated. The Fund may concentrate its investments in one or more industries or groups of industries, such as investments in obligations of U.S. or non-U.S. banks.

Investments made by the Fund may satisfy some, but not necessarily all, of the quality, maturity, liquidity, and diversification requirements set forth in Rule 2a-7 under the U.S. Investment Company Act of 1940. For example, the dollar-weighted average maturity and weighted average life of the Fund will not normally exceed 60 days and 120 days, respectively, and the maximum expected average time to receipt of principal of any single security purchased by the Fund will not normally exceed 397 days. The Fund will not invest in a security or other investment unless SSGA determines at the time of investment that it presents minimal credit risk. The Fund is not required to comply with the requirements of Rule 2a-7 and thus, does not incorporate all of the requirements of Rule 2a-7, such as, for example, requirements as to board reporting, certain periodic testing requirements, and requirements for certain reports to the SEC, as well as certain substantive limitations on investments contained in Rule 2a-7.

The Fund will not typically engage in transactions involving derivatives, although it may purchase securities in which options or other derivatives are embedded. The Fund would not purchase those securities for purposes of creating what SSGA considers to be investment leverage. (SSGA generally will determine whether an investment has the effect of creating investment leverage by evaluating the effect of the investment on the exposure and risk profile of a Portfolio as a whole.)

Portfolios managed using the Fund are expected typically to issue and redeem shares at a "book value" of \$1 per share. Portfolios managed using the Fund are not registered money market funds,

This fact sheet provides summary information about the Fund and is provided by the CalPERS Supplemental Income 457 Plan. It should be read in conjunction with the Fund's applicable Strategy Disclosure Document, which is available upon request. The Strategy Disclosure Document contains important information about the Fund, including a description of a number of risks associated with investing in the Fund.

and may continue to issue and redeem shares at book value under circumstances where a registered money market fund might not, such as when the variation between book value per share and market value per share exceed levels permissible for a registered money market fund to issue and redeem shares at \$1 per share. SSGA may at any time (without notice to investors) cause a Portfolio to issue and redeem shares at their market value, rather than their book value.

SSGA may implement the Fund's asset allocations through investments in other investment vehicles. These will typically include investment pools (which may, but will not necessarily, be registered under the U.S. Investment Company Act of 1940, as amended) managed or sponsored by SSGA or an affiliate. Because of the unit issuance processes employed by the various underlying investment pools, allocations by the Fund to certain pools on a given trading day may be invested in such pools at the next trading day's net asset value per unit. This will result in the portion of the Fund's assets being invested in such investment pools being held in cash for the trading day and may result in increased active risk. This could adversely impact the return to any investor.

Key Facts

- Is actively managed
- May invest in other investment pools, including those managed by SSGA and its affiliates
- Will not use investment leverage
- Will not sell securities short
- Will not lend its portfolio securities
- May enter into repurchase agreements

Total Returns (As of 12/31/2024)

	Fund (%)	Benchmark (%)
1 Month	0.39	0.40
Q4 2024	1.19	1.17
YTD	5.25	5.25
1 Year	5.25	5.25
3 Year	3.97	3.89
5 Year	2.39	2.46
7 Year	2.26	2.35
10 Year	1.64	1.77
Inception to Date (01 Apr 1978)	4.44	4.44

The model returns are provided net of the Fund's expenses (described on the last page under the Fee Disclosure section) and then further adjusted to reflect the deduction of the plan level expenses, which may include, among others, investment management, recordkeeping, account administration, account manager, administrative, investment services and contingency reserve fees, of 0.23% (as specified by the CalPERS Supplemental Income 457 Plan). All returns greater than 1 year are annualized. Performance shown represents past performance. Past performance is not a guarantee of future results. Current performance may be lower or higher than the performance shown above. Index returns are unmanaged and do not reflect the deduction of any fees or expenses. Index returns reflect all items of income, gain and loss and the reinvestment of dividends and other income.

The Fund is a collective investment trust managed by State Street Global Advisors Trust Company (SSGA), and is not a mutual fund. The Fund is not FDIC insured, nor is it an obligation or deposit of, or guaranteed by State Street Corporation, SSGA or its affiliates.

The ICE BofA 3-Month U.S. Treasury Bill Index is comprised of a single issue purchased at the beginning of the month and held for a full month. At the end of the month that issue is sold and rolled into a newly selected issue. The issue selected at each month-end rebalancing is the outstanding Treasury Bill that matures closest to, but not beyond, three months from the rebalancing date. To qualify for selection, an issue must have settled on or before the month-end rebalancing date. While the index will often hold the Treasury Bill issued at the most recent 3-month auction, it is also possible for a seasoned 6-month Bill to be selected.

Source ICE BofA, used with permission. ICE BofA does not guarantee the suitability, quality, accuracy, timeliness, and/or completeness of the ICE BofA indices, and does not sponsor, endorse, or recommend SSGA or its products or services.

Distribution Calculations: (Security Distribution, Quality Distribution, and Sector Distribution) are measured on a trade date basis and exclude uninvested cash from the market value used to compute the percentage calculations.

1 Week Liquidity represents cash (including time deposits), direct obligations of the U.S. Government (e.g., Treasury securities), discount notes of certain U.S. instrumentalities with remaining maturities of 60 days or less, and securities (including repurchase agreements) that will mature or are subject to a demand feature that is exercisable and payable within five business days.

Next Business Day or Overnight Liquidity represents all securities maturing the next business day, U.S. Treasury securities, as well as uninvested cash balances

Certain supplemental information may be rounded and may result in the total not adding up to 100.

The top holdings are presented to illustrate examples of the securities that the Fund has bought and may not be representative of the Fund's current or future investments. In the case of fixed income and cash funds the securities are aggregated and shown at the issuer level. The top holdings do not include other assets or instruments that may be held by the Fund including, for example and not by way of limitation, cash or cash equivalents and derivatives such as futures, options and swaps. The figures presented are as of the date shown above, do not include the Fund's entire investment portfolio, and may change at any time.

Characteristics are calculated using the month-end market value of holdings of the representative account, and where averages are shown these reflect the market weights of the securities in the representative account. For beta and standard deviation, these reflect Composite month-end returns. Characteristics are as of the date indicated, are subject to change, and should not be relied upon as current thereafter.

Market data, prices, and estimates for characteristics calculations provided by Bloomberg Barclays POINT[®]. Average Credit Quality reflects market value weight of all the rated securities held by the portfolio (excludes unrated securities) using the middle rating provided by either S&P, Moody's and Fitch or lower if only two agency ratings are available. All other portfolio data provided by SSGA. Characteristics are as of the date indicated, are subject to change, and should not be relied upon as current thereafter. Fixed income asset class and country reporting based on Bloomberg Barclays indices which are trademarks of Bloomberg Barclays Inc. and have been licensed for use by State Street. Bloomberg Barclays or its affiliates ("Bloomberg Barclays") shall not be liable for any inaccuracies or errors with respect to any data or Index referenced herein, nor does Bloomberg Barclays sponsor, endorse or promote the Strategy.

Characteristics	
Average Credit Quality	A1P1
Total Number of Holdings	292
Weighted Average Current Yield	4.68%
Weighted Average Life	72.00
Weighted Average Maturity	31.00

Sector Allocation	Percent
Commercial Paper	32.91
U.S. Treasury	28.58
Time Deposit	13.00
Asset Backed Commercial Paper	11.23
Repurchase Agreements	5.32
Certificates Of Deposit	1.97
Corporate Obligations	1.23
Bank Notes	0.82

Top Issuers	Percent
Australia & New Zealand Banking Group Ltd/ Cayman Islands	2.40
KBC Bank NV/London	2.03
Mizuho Bank Ltd/NY	1.30
Goldman Sachs & Co Repo	1.15
Royal Bank of Canada	1.15
Canadian Imperial Bank of Commerce	1.02
J.P. Morgan Securities LLC Repo	1.02
Citibank NA	0.94
Goldman Sachs & Co Repo	0.86
Royal Bank of Canada	0.82

Credit Quality Breakdown	Percent
Aa	2.90
A	13.55
A1+/P1	29.28
A1/P1	51.00
Other	3.27

Maturity Ladder	Percent
Overnight (1 Day)	26.01
2 - 30 Days	19.13
31 - 60 Days	15.95
61 - 90 Days	8.71
Over 90 Days	30.20

Risk Management

SSGA monitors credit and interest rate risk on a continuous basis. The Fund will be highly diversified and will not invest more than 5% of its total assets in obligations of any one issuer, other than obligations of the U.S. Government or its agencies or obligations or other investment pools in which it may invest.

Additional Information

For more information on plan expenses and current performance information, including performance to the most recent month-end, please visit the Plan website at: <https://calpers.voya.com>. You may also contact CalPERS at (800) 260-0659.

ssga.com

Information Classification: General

The Fund is managed by State Street Global Advisors Trust Company, a wholly owned subsidiary of State Street Bank and Trust Company.

Important Message About Risk

Investing involves risk including the risk of loss of principal. Bonds generally present less short-term risk and volatility than stocks, but are subject to: interest rate risk (as interest rates raise, bond prices usually fall); issuer default risk; issuer credit risk; liquidity risk; and inflation risk. These effects are usually more pronounced for longer-term securities. Any fixed income security sold or redeemed prior to maturity may be subject to a substantial gain or loss. Investing in foreign domiciled securities may involve an increased risk of capital loss from unfavorable fluctuation in currency values, withholding taxes, differences in generally accepted accounting principles and economic or political instability in other nations. In addition, the Fund may use derivative instruments which may involve additional risks such as potential illiquidity of the markets, credit risk, currency risk, leverage risk and counterparty risk.

All information is from SSGA unless otherwise noted and has been obtained from sources believed to be reliable, but its accuracy is not guaranteed. There is no representation or warranty as to the current accuracy, reliability or completeness of, nor liability for, decisions based on such information and it should not be relied on as such.

The Fund is a bank-maintained collective investment fund maintained and managed by State Street Global Advisors Trust Company (SSGA). SSGA is a limited purpose trust company established under the laws of the

Commonwealth of Massachusetts. In reliance upon an exemption from the registration requirements under the federal securities laws, investments in the fund are not registered with the Securities and Exchange Commission ("SEC") or any state securities regulator. In reliance upon an exclusion from the definition of an investment company under the Investment Company Act of 1940, as amended, the fund is not registered with the SEC as an investment company. SSGA and its fiduciary activities are overseen by the Massachusetts Department of Banks (MA DOB) and, as a subsidiary of State Street Corp., a bank holding company, the Federal Reserve. Neither the MA DOB nor the Federal Reserve have reviewed or approved the Fund or the information contained herein. The Fund is offered to certain eligible defined contribution plans pursuant to the Declaration of Trust of the State Street Global Advisors Trust Company Investment Funds for Tax Exempt Retirement Plans, which establishes SSGA's powers, authority and obligations in respect of the investment, administration and operation of the Fund as well as the eligibility, rights and obligations of each plan participating in the Fund.

The information provided does not constitute investment advice and it should not be relied on as such. It should not be considered a solicitation to buy or an offer to sell any security. It does not take into account any investor's particular investment objectives, strategies, tax status or investment horizon. The information provided herein does not constitute individual investment advice for any plan participant or investor, is informational in nature only, and should not be used by a plan participant or investor as a primary basis for making an investment decision. You should consult your tax and financial advisor prior to making a decision to invest in the Fund. The Fund is not registered with the SEC or any state securities regulator and as such a prospectus is not required.

The trademarks and service marks referenced herein are the property of their respective

owners. Third party data providers make no warranties or representations of any kind relating to the accuracy, completeness or timeliness of the data and have no liability for damages of any kind relating to the use of such data.

Fee Disclosure

The Fund seeks to achieve its investment objective by making direct investments in securities or by making investments in other investment funds, including those managed by SSGA and its affiliates ("SSGA Funds"). The Fund indirectly bears a proportional share of the fees and expenses of the SSGA Funds in which the Fund invests ("Indirect Expenses"), which may include, among others, administration, investment management, audit, index and legal fees of the SSGA Funds. Additionally, the Fund incurs direct fees and expenses ("Direct Expenses"), which may include, among others, audit, index, service and legal fees. The Indirect Expenses combined with the Direct Expenses form the Total Annual Operating Expense Ratio ("TAOER"). The TAOER of the Fund will equal 0.01% annually. For the Fund, the investment management fee is assessed outside the Fund and is not included in the TAOER. A portion of the investment management fee, which may vary, may be paid to third-parties or intermediaries for recordkeeping, asset servicing, sub-accounting and communication services to plans invested in the Fund. You should contact your Plan Administrator for a complete description of the fees and expenses applicable to units of the Fund. Transaction costs (including, for example, brokerage costs and taxes, if any) are not reflected in the TAOER but are reflected in the net performance returns of the Fund. In the ordinary course, the investment manager does not assess Transaction Charges in connection with the purchase or redemption of units of the Fund. To the extent the Fund invests in one or more SSGA Funds, the Fund itself may incur

such Transaction Charges as a result of such investment, which will be reflected in the Fund's net asset value.

The following example is intended to help illustrate the impact of fees and expenses associated with an investment in the Fund (based upon the Fund's expenses of .01% and plan-level expenses of .23%, as specified by CalPERS Supplemental Income 457 Plan). It is intended to illustrate the hypothetical cumulative expense that you would incur over various time periods if you were to invest \$10,000 in units of the Fund. This example assumes that the Fund provides a return of 5% a year and that operating expenses of the Fund remain the same. The results apply whether or not you redeem your investment at the end of the given time period.

Example Fees: 1 year - \$24.57; 3 years - \$77.28; 5 years - \$135.12; 10 years - \$305.61

The example outlined above does not represent the actual expenses of the Fund and does not include the investment management fee or any portion of that fee that might be paid to a third party recordkeeper or intermediary. Actual expenses may be higher or lower than those shown.

Fees and expenses are only one of several factors that participants and beneficiaries should consider when making investment decisions.

State Street assumes no liability in connection with the accuracy or completeness of the plan-level expense information provided by CalPERS Supplemental Income 457 Plan or any performance information to the extent it is based on such plan-level expense information.

© 2024 State Street Corporation.
All Rights Reserved.
Tracking Number: 2253225.71.AM.RTL
Expiration Date: 04/30/2025

State Street U.S. Bond Index Securities Lending Series Fund Class I

CalPERS Supplemental Income 457 Plan

Fact Sheet
Defined Contribution

31 December 2024

State Street U.S. Bond Index Securities Lending Series Fund Class I ("Class I") represents units of ownership in the State Street U.S. Bond Index Securities Lending Series Fund (the "Fund").

The Fund seeks to offer broadly diversified, low cost exposure to the overall U.S. bond market.

Investment Objective

The Fund seeks an investment return that approximates as closely as practicable, before expenses, the performance of the Bloomberg U.S. Aggregate Bond Index (the "Index") over the long term.

Investment Strategy

The Fund is managed using an "indexing" investment approach, by which SSGA attempts to approximate, before expenses, the performance of the Index over the long term. The Fund will not necessarily own all of the securities included in the Index.

The Fund may attempt to invest in the securities comprising the Index, in the same proportions as they are represented in the Index, in limited cases where we believe it is practical to do so. However, due to the diverse composition of securities in the Index and the fact that many of the securities comprising the Index may be unavailable for purchase, it may not be possible for the Fund to purchase some of the securities comprising the Index. In such a case, SSGA will select securities for the Portfolio that SSGA expects will provide a return comparable to that of the Index.

SSGA expects that it will typically seek to replicate Index returns for the Portfolio through investments in the "cash" bond markets - actual holdings of debt securities and other instruments - rather than through "notional" or "synthetic" positions achieved through the use of derivatives, such as futures contracts or swap transactions (except in the unusual case where SSGA believes that use of derivatives is necessary to achieve an exposure that is not readily available through the cash markets).

The Fund's return may not match the return of the Index. There may be an increased variance between the return of the Fund and the return of the Index due to differences between the Index pricing source and the source utilized to price the Fund.

Key Facts

- Managed using an indexing strategy
- Does not normally use futures or other derivatives to create "notional" or "synthetic" index exposures
- May invest in other investment pools, including those managed by SSGA and its affiliates
- The Fund is not leveraged
- Will not sell securities short

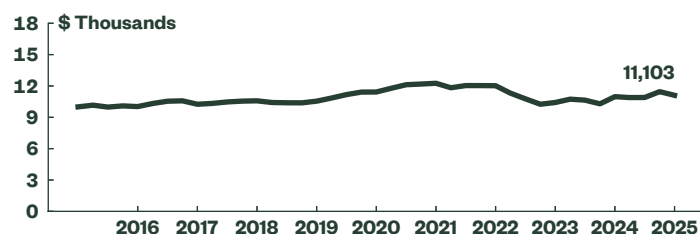
This fact sheet provides summary information about the Fund and is provided by the CalPERS Supplemental Income 457 Plan. It should be read in conjunction with the Fund's applicable Strategy Disclosure Document, which is available upon request. The Strategy Disclosure Document contains important information about the Fund, including a description of a number of risks associated with investing in the Fund.

Total Returns (As of 12/31/2024)

	Fund (%)	Benchmark (%)
1 Month	-1.72	-1.64
Q4 2024	-3.08	-3.06
YTD	1.16	1.25
1 Year	1.16	1.25
3 Year	-2.62	-2.41
5 Year	-0.56	-0.33
7 Year	0.69	0.97
10 Year	1.05	1.35
Inception to Date (01 Nov 1997)	3.65	3.96
Best Year Since Inception (2000)	11.29	11.63
Worst Year Since Inception (2022)	-13.36	-13.01

The model returns are provided net of the Fund's expenses (described on the last page under the Fee Disclosure section) and then further adjusted to reflect the deduction of the plan level expenses, which may include, among others, investment management, recordkeeping, account administration, account manager, administrative, investment services and contingency reserve fees, of 0.21% (as specified by the CalPERS Supplemental Income 457 Plan). All returns greater than 1 year are annualized. Performance shown represents past performance. Past performance is not a guarantee of future results. Current performance may be lower or higher than the performance shown above. Index returns are unmanaged and do not reflect the deduction of any fees or expenses. Index returns reflect all items of income, gain and loss and the reinvestment of dividends and other income.

The performance figures listed above do not take into account the mark-to-market unit value of the securities lending cash collateral pool held by the Fund. If the Fund marked-to-market units in the securities lending cash collateral pool, performance may be lower. Please see the last page for additional information about Securities Lending.

Growth of \$10,000


The hypothetical \$10,000 investment chart is plotted quarterly, and includes reinvestment of dividends and capital gains. There is no direct correlation between a hypothetical investment and the anticipated performance of the Fund.

Characteristics

Expense Ratio	0.008%
Turnover (As-of FYE 12/31)	44.96%
Total Number of Holdings	13,228
Effective Duration	6.04
Average Credit Quality	AA3
Average Effective Convexity	0.55
Average Effective Maturity	8.32
Average Yield to Worst	4.90%

The Fund is a collective investment trust managed by State Street Global Advisors Trust Company (SSGA), and is not a mutual fund. The Fund is not FDIC insured, nor is it an obligation or deposit of, or guaranteed by State Street Corporation, SSGA or its affiliates.

The Bloomberg U.S. Aggregate Index represents the securities of the US dollar denominated investment grade bond market.

"Bloomberg" and all Bloomberg Indices are service marks of Bloomberg Finance L.P. and its affiliates, including Bloomberg Index Services Limited ("BISL"), the administrator of the index (collectively, "Bloomberg") and have been licensed for use for certain purposes by SSGA. Bloomberg is not affiliated with SSGA, and Bloomberg does not approve, endorse, review, or recommend any SSGA product. Bloomberg does not guarantee the timeliness, accurateness, or completeness of any data or information relating to any SSGA product. Prior to 3/31/2022, all Bloomberg fixed income indices were known as Bloomberg Barclays fixed income indices.

Certain supplemental information may be rounded and may result in the total not adding up to 100.

The top holdings are presented to illustrate examples of the securities that the Fund has bought and may not be representative of the Fund's current or future investments. In the case of fixed income and cash funds the securities are aggregated and shown at the issuer level. The top holdings do not include other assets or instruments that may be held by the Fund including, for example and not by way of limitation, cash or cash equivalents and derivatives such as futures, options and swaps. The figures presented are as of the date shown above, do not include the Fund's entire investment portfolio, and may change at any time.

The portfolio turnover rate is as-of the prior fiscal year-end ("FYE"). It is calculated consistent with Form N-1A by dividing the lesser amounts of purchases or sales of portfolio securities (i.e., underlying Fund shares) for the fiscal year by the monthly average value of the portfolio securities owned by the Fund during the fiscal year.

Characteristics are calculated using the month-end market value of holdings of the representative account, and where averages are shown these reflect the market weights of the securities in the representative account. For beta and standard deviation, if shown, these reflect Composite month-end returns. Characteristics are as of the date indicated, are subject to change, and should not be relied upon as current thereafter.

Market data, prices, and estimates for characteristics calculations provided by Bloomberg Portfolio Risk and Analytics Schedule of Services (PORT+). Average Credit Quality reflects market value weight of all the rated securities held by the portfolio (excludes unrated securities) using the middle rating provided by either S&P, Moody's and Fitch or lower if only two agency ratings are available. All other portfolio data provided by SSGA. Fixed income asset class and country reporting based on Bloomberg indices.

Sector Allocation	Percent
Treasury	44.35
Mortgage Backed Securities	25.06
Corporate - Industrial	13.75
Corporate - Finance	8.07
Non Corporates	3.54
Corporate - Utility	2.19
CMBS	1.45
Agency	0.67
Cash	0.48
Asset Backed Securities	0.43

Top Issuers	Percent
US/T	44.35
FNMA	17.54
GNMA	5.26
FNCL	0.99
FHLMC	0.79
G2SF	0.64
JPM	0.60
BAC	0.56
FHMS	0.55
MS	0.49

Credit Quality Breakdown	Percent
Aaa	3.92
Aa	71.06
A	11.08
Baa	12.13
Not Rated	1.81

Top Countries	Percent
UNITED STATES	93.40
SUPRANATIONAL	1.26
CANADA	1.15
UNITED KINGDOM	0.94
JAPAN	0.61
GERMANY	0.35
MEXICO	0.27
AUSTRALIA	0.23
BELGIUM	0.16
SPAIN	0.15

Risk Management

SSGA monitors the overall risk of the Fund, to seek to avoid unintended risk relative to the Index. SSGA manages portfolio characteristics and transaction costs in a manner intended to provide a return as close as practicable to the benchmark return.

Securities Lending

The Fund may participate in an agency securities lending program (the "Lending Program") sponsored by State Street Bank and Trust Company ("State Street") for the purpose of lending the Fund's securities and investing the collateral in a collateral reinvestment fund (each a "Collateral Pool"). None of the Collateral Pools are FDIC-insured bank deposits or otherwise guaranteed by SSGA or State Street or any of their respective affiliates. Investors may lose money by participating in the Lending Program and through investments in a Collateral Pool. For more information, including the risks associated with participating in the Lending Program you should review the SSGA Securities Lending Program Disclosure and the disclosure document and fact sheet for the relevant Collateral Pool.

Additional Information

For more information on plan expenses and current performance information, including performance to the most recent month-end, please visit the Plan website at: <https://calpers.voya.com>. You may also contact CalPERS at (800) 260-0659.

ssga.com

Information Classification: General

The Fund is managed by State Street Global Advisors Trust Company, a wholly owned subsidiary of State Street Bank and Trust Company.

Important Message About Risk

Investing involves risk including the risk of loss of principal. Bonds generally present less short-term risk and volatility than stocks, but are subject to: interest rate risk (as interest rates rise, bond prices usually fall); issuer default risk; issuer credit risk; liquidity risk; and inflation risk. These effects are usually more pronounced for longer-term securities. Any fixed income security sold or redeemed prior to maturity may be subject to a substantial gain or loss. In addition, the Fund may use derivative instruments which may involve additional risks such as potential illiquidity of the markets, credit risk, currency risk, leverage risk and counterparty risk.

All information is from SSGA unless otherwise noted and has been obtained from sources believed to be reliable, but its accuracy is not guaranteed. There is no representation or warranty as to the current accuracy, reliability or completeness of, nor liability for, decisions based on such information and it should not be relied on as such.

The Fund is a bank-maintained collective investment fund maintained and managed by State Street Global Advisors Trust Company (SSGA). SSGA is a limited purpose trust company established under the laws of the Commonwealth of Massachusetts. In reliance upon an exemption from the registration requirements under the federal securities laws,

investments in the fund are not registered with the Securities and Exchange Commission ("SEC") or any state securities regulator. In reliance upon an exclusion from the definition of an investment company under the Investment Company Act of 1940, as amended, the fund is not registered with the SEC as an investment company. SSGA and its fiduciary activities are overseen by the Massachusetts Department of Banks (MA DOB) and, as a subsidiary of State Street Corp., a bank holding company, the Federal Reserve. Neither the MA DOB nor the Federal Reserve have reviewed or approved the Fund or the information contained herein.

The Fund is offered to certain eligible defined contribution plans pursuant to the Declaration of Trust of the State Street Global Advisors Trust Company Investment Funds for Tax Exempt Retirement Plans, which establishes SSGA's powers, authority and obligations in respect of the investment, administration and operation of the Fund as well as the eligibility, rights and obligations of each plan participating in the Fund.

The information provided does not constitute investment advice and it should not be relied on as such. It should not be considered a solicitation to buy or an offer to sell any security. It does not take into account any investor's particular investment objectives, strategies, tax status or investment horizon. The information provided herein does not constitute individual investment advice for any plan participant or investor, is informational in nature only, and should not be used by a plan participant or investor as a primary basis for making an investment decision. You should consult your tax and financial advisor prior to making a decision to invest in the Fund. The Fund is not registered with the SEC or any state securities regulator and as such a prospectus is not required.

The trademarks and service marks referenced herein are the property of their respective owners. Third party data providers make no

warranties or representations of any kind relating to the accuracy, completeness or timeliness of the data and have no liability for damages of any kind relating to the use of such data.

Fee Disclosure

The Fund seeks to achieve its investment objective by making direct investments in securities or by making investments in other investment funds, including those managed by SSGA and its affiliates ("SSGA Funds"). The Fund indirectly bears a proportional share of the fees and expenses of the SSGA Funds in which the Fund invests ("Indirect Expenses"), which may include, among others, administration, investment management, audit, index and legal fees of the SSGA Funds. Additionally, the Fund incurs direct fees and expenses ("Direct Expenses"), which may include, among others, audit, index, service and legal fees. The Indirect Expenses combined with the Direct Expenses form the Total Annual Operating Expense Ratio ("TAOER"). The TAOER of Class I will equal 0.008% annually. For Class I, the investment management fee is assessed outside the Fund and is not included in the TAOER. A portion of the investment management fee, which may vary, may be paid to third-parties or intermediaries for recordkeeping, asset servicing, sub-accounting and communication services to plans invested in the Fund. You should contact your Plan Administrator for a complete description of the fees and expenses applicable to Class I units of the Fund. Transaction costs (including, for example, brokerage costs and taxes, if any) are not reflected in the TAOER but are reflected in the net performance returns of Class I. In the ordinary course, the investment manager does not assess Transaction Charges in connection with the purchase or redemption of units of the Fund. To the extent the Fund invests in one or

more SSGA Funds, the Fund itself may incur such Transaction Charges as a result of such investment, which will be reflected in the Fund's net asset value.

The following example is intended to help illustrate the impact of fees and expenses associated with an investment in Class I (based upon the Fund's expenses of .008% and plan-level expenses of .21%, as specified by CalPERS Supplemental Income 457 Plan). It is intended to illustrate the hypothetical cumulative expense that you would incur over various time periods if you were to invest \$10,000 in Class I units of the Fund. This example assumes that the Fund provides a return of 5% a year and that operating expenses of the Fund remain the same. The results apply whether or not you redeem your investment at the end of the given time period.

Example Fees: 1 year - \$22.32; 3 years - \$70.22; 5 years - \$122.80; 10 years - \$277.91

The example outlined above does not represent the actual expenses of the Fund and does not include the investment management fee or any portion of that fee that might be paid to a third party recordkeeper or intermediary. Actual expenses may be higher or lower than those shown.

Fees and expenses are only one of several factors that participants and beneficiaries should consider when making investment decisions.

State Street assumes no liability in connection with the accuracy or completeness of the plan-level expense information provided by CalPERS Supplemental Income 457 Plan or any performance information to the extent it is based on such plan-level expense information.

© 2024 State Street Corporation.
All Rights Reserved.
Tracking Number:2253225.71.AM.RTL
Expiration Date: 04/30/2025